

Weymouth Speed Week 2003 Results

4th to the 10th of October 2003

Held at:
Weymouth & Portland Sailing Academy
Portland Beach Road
Portland
Dorset
DT5 1SA

For further details visit: ***WWW.SpeedSailing.com***

With special thanks for the continued support of the Amateur Yacht Research Society and it's members.



2003 was a unique year at Weymouth Speed Week, it brought together some of the top sail and kite boarders in the world who for the first time at Weymouth demonstrated just how close the gap in potential speed between sail and kite has become. Thanks largely to the presence of such well known names as Bjorn Dunkerbeck, Raphael Dinelli and Cory Roeseler at Speed Week 2003, we have been able to welcome the support of Mark Kasproicz, and his team from Wind Surf Magazine www.windsurf.co.uk for Weymouth Speed Week 2004, we look forward to an exciting event.

The dates for Weymouth Speed Week 2004 are 2nd to 8th October.

Weymouth Speed Week is a unique sailing event.

The purpose of the week is to provide a forum for boats and windsurfers to obtain accurate speeds over a 500 metre course laid in Portland Harbour. The event started in 1972 to lay to rest extravagant claims made by yachtsmen prior to that time about the speeds their boats could attain. However the event has provided a venue for unusual designs of boats made by the innovative people who are always pushing the boundaries of design.

Today the lack of rules for determining, seaworthiness, controllability, or practicality provide the ideal proving ground for both experts and dreamers to build the type of boats, which, but for Weymouth Speed Week would never see the light of day. There are NO restrictions as to who may enter and all types of sailing craft are welcome

Many boats and windsurfers have broken sailing speed records in Portland Harbour over the years culminating in 1980 when Crossbow attained a ratified speed of 36 knots, which was the record for Portland Harbour.

The absolute maximum speed record under sail has been raised many times since 1980 and is currently held by Yellow Pages, a boat designed by the Australian Lindsey Cunningham. The record speed of 46.52 knots was attained in 1993 at Sandy Point in Australia.

Acknowledgements

The event is run with the co-operation of the Weymouth and Portland Borough Council, the Amateur Yacht Research Society, the Weymouth & Portland Sailing Academy and many friends who every year donate their time and effort to make the week run as smoothly as it does.

To this team we extend our heartfelt thanks for without them the event could not run.

The results of Weymouth Speed Week 2003

They are presented in date order with each days results presented in their entirety. When both the 500 metre harbour course and the 500 metre beach course have been run then the data is presented as two separate files.

The first set of data in the results listing is a set of results for the week where all the runs have been combined and then sorted to give a record of each competitor's ten highest speed runs during the week.

Wind speed plots are presented for each day when available.

At the end of the daily listings appears the rankings for the week. The rankings are calculated by awarding .7 points for a first, 2 points for a second, 3 points for a third place etc. 7 days results are considered and the best 5 days results for each individual are used to calculate the lowest points count. The other 2 days are discarded.

If a person records no runs on any particular day they are awarded one point more than the maximum number of people who did sail on that day.

Combined Results for the Week

Page no 1

RANKING USING HIGHEST INDIVIDUAL SPEED

RANK	SPEED Kts	NAME	No. RUNS	SAIL No.

	Ten fastest runs (2 - 10 on second line)			

1	35.01	w Bjorn Dunkerbeck	115	114
	34.60	34.27 33.17 33.04 32.99	32.93 32.73	32.53 32.47
2	34.92	w David Garrel	96	22
	32.99	32.64 32.30 32.30 31.91	31.80 31.69	31.18 30.95
3	33.27	K Cyril Pimont	65	2
	30.78	30.04 29.40 28.73 28.32	28.25 28.18	28.14 28.13
4	32.35	K Cory Roeseler	87	24
	32.08	31.16 30.95 30.65 30.41	30.02 29.95	29.85 29.80
5	30.85	w Tony Morris	38	11
	29.26	28.34 28.18 27.92 27.38	27.33 27.26	27.26 27.23
6	30.52	w Nick Beaney	56	386
	29.75	29.52 29.43 29.19 29.15	29.07 29.01	28.96 28.74
7	30.44	K Emmanuel Taub	31	26
	29.68	29.47 29.47 29.38 28.57	28.43 26.81	26.74 26.19
8	29.76	w Tristan Drane	18	77
	28.65	28.52 28.39 28.26 28.23	28.19 28.04	27.88 26.11
9	28.89	w Richard Jones	17	213
	28.01	27.96 27.92 27.53 27.41	27.37 27.18	26.85 26.84
10	28.39	w Dion Hunt	18	71
	28.00	27.79 26.21 25.70 25.53	25.21 25.15	25.01 24.81
11	27.70	w Ian Hill	61	14
	27.70	27.32 26.97 26.89 26.86	26.73 26.46	25.99 25.96
12	27.46	w David Goodrich	7	197
	26.21	25.42 24.94 24.91 24.07	23.76	

RANKING USING HIGHEST INDIVIDUAL SPEED

RANK	SPEED Kts	NAME	No. RUNS	SAIL No.

	Ten fastest runs (2 - 10 on second line)			

13	27.34	w Alex Montgomery	30	1
	26.34	26.33 25.73 25.71 25.61 25.49 25.35 25.21 25.16		
14	26.52	b Cliff Glendining	2	138
	12.24			
15	26.51	w Danny Norris	18	43
	24.74	24.26 24.16 23.97 23.97 23.80 23.79 23.76 23.58		
16	26.45	w James Paine	26	17
	26.12	26.04 25.86 25.68 25.47 25.43 25.37 25.16 25.16		
17	26.37	w Richard Holgate	4	53
	24.41	24.22 21.21		
18	26.07	w Graeme Ratten	26	78
	25.97	25.88 25.77 25.39 25.25 24.78 24.12 23.71 23.32		
19	25.78	w Richard Trubger	24	124
	25.49	25.18 24.96 24.91 24.75 24.51 24.29 24.25 24.10		
20	24.68	w Trevor Whatford	56	27
	24.54	24.32 24.30 24.30 24.28 24.03 23.94 23.89 23.78		
21	24.45	w Roger Crabb	37	88
	24.36	23.80 23.71 23.55 23.38 23.23 23.18 23.17 23.17		
22	23.65	w Claude van Martyn	5	55
	22.72	22.46 20.64 17.21		
23	23.58	w Pierre Saville	21	38
	22.80	22.70 22.54 22.42 21.84 21.80 21.71 20.98 20.53		
24	23.40	w Jeremy Walwin	9	20
	23.05	22.38 21.27 20.71 18.95 18.19 18.04 12.72		
25	23.25	w Angus Hitchin	1	7

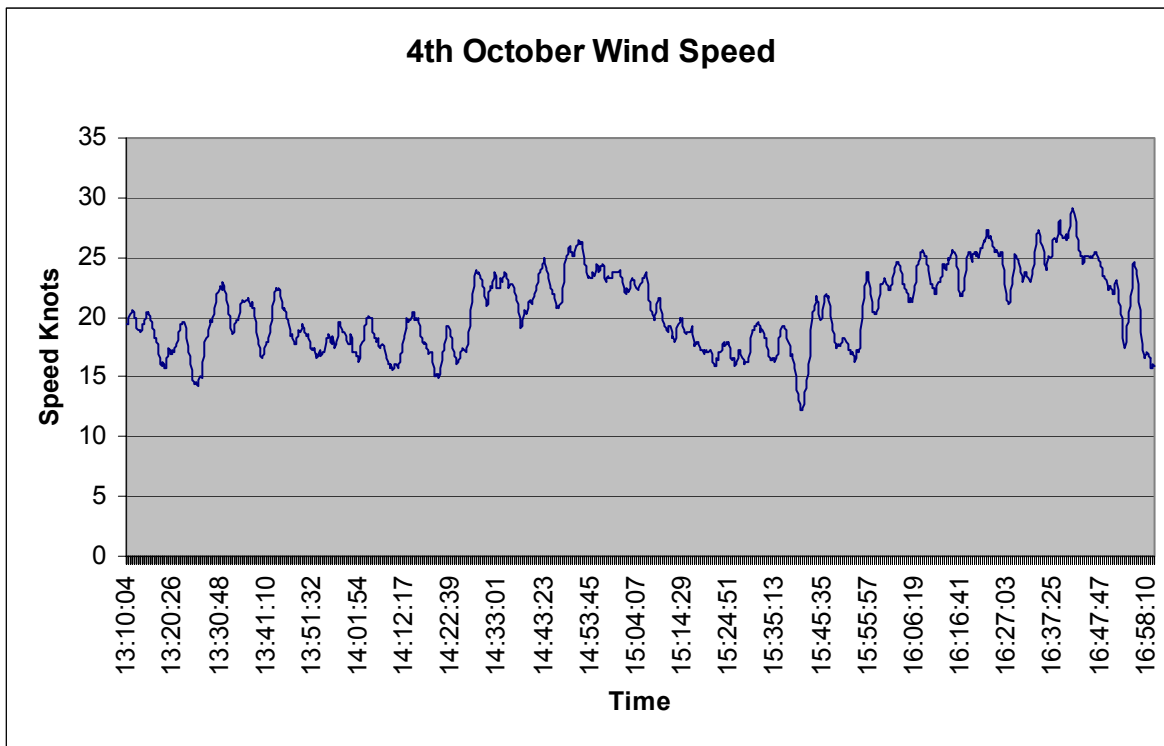
RANKING USING HIGHEST INDIVIDUAL SPEED

RANK	SPEED Kts	NAME	No. RUNS	SAIL No.

	Ten fastest runs (2 - 10 on second line)			

26	22.25	w Peter Watkinson	9	808
	20.94	20.58 20.52 19.72 19.63 19.29	5.60	1.26
27	22.03	w Les Paley	6	8
	19.52	15.28 15.17 12.75 7.76		
28	21.99	b Joddy Chapman	19	141
	21.24	20.50 20.29 20.13 19.92 19.74 19.64 19.42	19.42	19.42
29	21.17	w Dave Ellerbeck	2	42
	15.68			
30	19.67	b Torix Bennett	36	121
	18.65	18.25 17.93 17.04 16.16 16.13 14.85 14.72	13.72	
31	19.14	b Alan Blundell	42	18
	18.96	18.75 18.09 17.97 17.85 17.81 17.74 17.69	17.49	17.49
32	16.50	b Raphael Dinelli	68	277
	16.45	16.11 16.00 15.99 15.98 15.98 15.86 15.84	15.84	15.84
33	14.80	b John Peperell	38	510
	14.21	13.82 13.70 13.30 12.98 12.72 12.49 12.49	12.42	12.42
34	14.51	b Torix Bennett	4	101
	13.48	12.57 10.64		
35	13.19	b Arthur Lister	16	325
	13.08	13.06 13.00 12.80 12.74 12.60 12.52 12.46	11.85	11.85

Daily Results – Saturday 4th October 2003



Note: A 500 metre course between boats in the harbour was used.

Page no 1

RANKING USING HIGHEST INDIVIDUAL SPEED

(printed at 17:56:23 on 10-04-2003 using file f031004.1)

RANK	SPEED Kts	NAME	No. RUNS	SAIL No.
Ten fastest runs (2 - 10 on second line)				
1	27.99	w David Garrel	12	22
	27.82	27.76 27.72 26.65 26.50 25.86 25.58 25.51 25.17		
2	24.59	w Ian Hill	8	14
	24.18	23.94 23.53 22.36 21.11 21.09 14.11		
3	23.27	w Tony Morris	4	11
	23.12	22.36 22.04		
4	23.20	K Cory Roeseler	5	24
	20.89	19.98 18.27 17.55		
5	21.48	w Richard Holgate	3	53
	21.21	4.04		
6	20.41	w Dion Hunt	4	71
	19.08	16.39 8.96		
7	20.17	w Trevor Whatford	7	27
	19.12	18.23 16.39 15.87 14.74 5.70		
8	19.74	b Joddy Chapman	4	141
	18.55	17.73 14.67		
9	18.60	b Alan Blundell	8	18
	17.20	16.46 15.75 8.81 5.84 5.59 2.91		
10	18.19	w Jeremy Walwin	2	20
	7.56			
11	15.91	w Richard Trubger	1	124
12	14.51	b Torix Bennett	4	101
	13.48	12.57 10.64		
13	3.07	w G Ratten	1	78

SPEED RUNS RECORDED

(printed at 17:56:13 on 10-04-2003 using file f031004.1)

DATE	TIME	SAIL NUMBER	SPEED KNOTS	START W/SPEED	FINISH W/SPEED	RATIO
10-04-2003	13:13:12	24	17.56	8.00	18.00	1.35
10-04-2003	13:29:06	24	18.27	12.00	17.00	1.26
10-04-2003	13:47:44	24	23.20	12.00	13.00	1.86
10-04-2003	13:53:46	101	12.57	12.00	16.00	0.90
10-04-2003	14:04:53	101	10.64	10.00	15.00	0.85
10-04-2003	14:22:09	101	13.48	19.00	13.00	0.84
10-04-2003	14:22:47	24	20.89	16.00	14.00	1.39
10-04-2003	14:27:38	141	14.68	9.00	20.00	1.01
10-04-2003	14:31:13	101	14.51	12.00	19.00	0.94
10-04-2003	14:35:48	141	18.55	20.00	18.00	0.98
10-04-2003	14:42:47	141	17.73	14.00	18.00	1.11
10-04-2003	14:43:15	24	19.99	13.00	17.00	1.33
10-04-2003	14:44:26	22	25.86	16.00	18.00	1.52
10-04-2003	14:47:47	141	19.75	17.00	19.00	1.10
10-04-2003	14:47:58	22	27.73	18.00	19.00	1.50
10-04-2003	14:48:10	14	24.59	19.00	22.00	1.20
10-04-2003	14:50:55	22	27.77	20.00	20.00	1.39
10-04-2003	14:52:27	14	23.94	15.00	17.00	1.50
10-04-2003	14:54:09	22	26.51	14.00	19.00	1.61
10-04-2003	14:54:52	20	18.20	16.00	16.00	1.14
10-04-2003	14:55:25	11	22.04	13.00	23.00	1.22
10-04-2003	14:58:32	53	21.21	12.00	18.00	1.41
10-04-2003	14:58:36	22	24.29	13.00	18.00	1.57
10-04-2003	15:19:28	27	14.74	15.00	16.00	0.95
10-04-2003	15:21:28	18	5.59	11.00	13.00	0.47
10-04-2003	15:23:44	20	7.57	12.00	15.00	0.56
10-04-2003	15:29:32	27	16.39	12.00	13.00	1.31
10-04-2003	15:36:21	18	2.91	12.00	16.00	0.21
10-04-2003	15:37:49	27	5.70	13.00	14.00	0.42
10-04-2003	15:39:22	53	4.04	12.00	9.00	0.39
10-04-2003	15:46:12	27	18.24	11.00	17.00	1.30
10-04-2003	15:56:28	14	14.11	14.00	15.00	0.97
10-04-2003	15:57:19	18	5.84	14.00	16.00	0.39
10-04-2003	15:58:19	27	20.17	11.00	17.00	1.44
10-04-2003	15:58:53	71	19.09	12.00	24.00	1.06
10-04-2003	15:59:51	53	21.48	16.00	19.00	1.23
10-04-2003	15:59:54	22	25.17	17.00	18.00	1.44
10-04-2003	16:00:51	14	22.37	13.00	19.00	1.40
10-04-2003	16:07:22	22	25.52	11.00	20.00	1.65

SPEED RUNS RECORDED

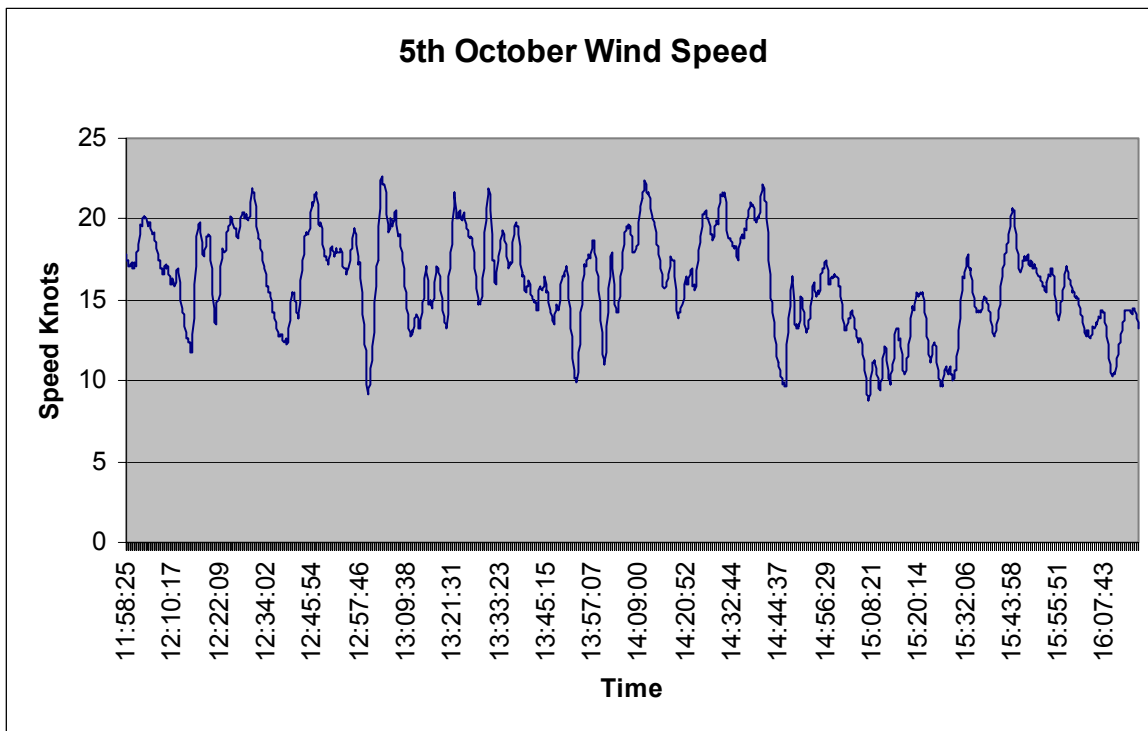
(printed at 17:56:13 on 10-04-2003 using file f031004.1)

DATE	TIME	SAIL NUMBER	SPEED KNOTS	START W/SPEED	FINISH W/SPEED	RATIO
10-04-2003	16:07:30	18	8.81	14.00	20.00	0.52
10-04-2003	16:07:35	14	21.11	9.00	22.00	1.36
10-04-2003	16:07:38	27	15.87	11.00	19.00	1.06
10-04-2003	16:09:35	71	16.39	9.00	22.00	1.06
10-04-2003	16:10:21	22	25.59	16.00	17.00	1.55
10-04-2003	16:13:59	14	21.09	11.00	23.00	1.24
10-04-2003	16:14:29	27	19.13	13.00	24.00	1.03
10-04-2003	16:14:42	22	25.00	17.00	24.00	1.22
10-04-2003	16:17:50	22	27.99	20.00	19.00	1.44
10-04-2003	16:17:56	18	17.20	23.00	19.00	0.82
10-04-2003	16:21:04	14	24.18	17.00	21.00	1.27
10-04-2003	16:21:07	22	26.66	22.00	23.00	1.18
10-04-2003	16:24:35	71	20.42	19.00	21.00	1.02
10-04-2003	16:24:39	18	15.75	14.00	20.00	0.93
10-04-2003	16:26:18	22	27.83	22.00	14.00	1.55
10-04-2003	16:26:33	11	23.13	21.00	17.00	1.22
10-04-2003	16:26:48	14	23.53	18.00	15.00	1.43
10-04-2003	16:32:17	18	16.47	18.00	21.00	0.84
10-04-2003	16:33:35	11	22.37	15.00	20.00	1.28
10-04-2003	16:34:49	71	8.97	14.00	18.00	0.56
10-04-2003	16:39:25	18	18.60	18.00	17.00	1.06
10-04-2003	16:40:47	11	23.27	22.00	24.00	1.01
10-04-2003	16:50:15	78	3.08	18.00	16.00	0.18
10-04-2003	16:53:19	124	15.91	16.00	11.00	1.18

MAXIMUM SPEED = 27.99 KNOTS BY SAIL NO 22

Total number of runs = 63

Daily Results – Sunday 5th October 2003



Note: A 500 metre course between boats in the harbour was used.

RANKING USING HIGHEST INDIVIDUAL SPEED

(printed at 17:18:14 on 10-05-2003 using file F)

RANK	SPEED Kts	NAME	No. RUNS	SAIL No.
Ten fastest runs (2 - 10 on second line)				
1	25.73	K Cory Roeseler	4	24
	22.00	18.42 12.21		
2	22.33	w Dion Hunt	1	71
3	21.57	w Ian Hill	9	14
	19.72	16.20 14.75 14.27 13.04	9.59	5.77 4.05
4	20.58	w Peter Watkinson	5	808
	19.72	19.63 19.29 5.60		
5	19.92	w Trevor Whatford	7	27
	13.66	12.27 11.62 7.56 7.41	6.22	
6	18.33	w Tony Morris	3	11
	3.75	0.52		
7	15.28	w Les Paley	2	8
	7.76			
8	13.31	b Torix Bennett	8	121
	9.05	6.51 5.04 4.58 3.94	3.48	3.28
9	12.68	b Raphael Dinelli	3	277
	11.10	8.50		

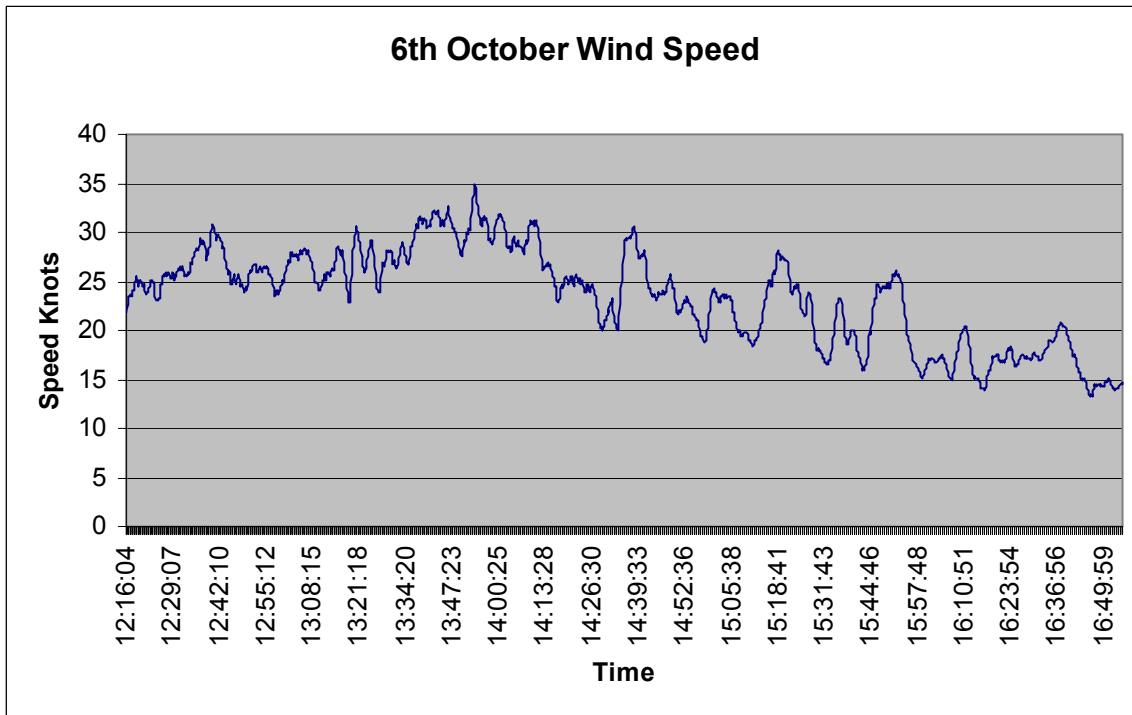
SPEED RUNS RECORDED

(printed at 17:18:00 on 10-05-2003 using file F)

DATE	TIME	SAIL NUMBER	SPEED KNOTS	START W/SPEED	FINISH W/SPEED	RATIO
10-05-2003	12:01:24	71	22.33	19.00	17.00	1.24
10-05-2003	12:15:08	24	12.22	7.00	10.00	1.44
10-05-2003	12:22:58	24	25.73	17.00	16.00	1.56
10-05-2003	12:26:25	808	19.30	13.00	16.00	1.33
10-05-2003	12:34:27	24	18.42	14.00	12.00	1.42
10-05-2003	12:45:11	808	20.58	18.00	16.00	1.21
10-05-2003	12:51:38	24	22.00	12.00	15.00	1.63
10-05-2003	13:06:14	808	19.64	13.00	11.00	1.64
10-05-2003	13:07:27	14	19.72	12.00	16.00	1.41
10-05-2003	13:21:47	277	12.69	9.00	20.00	0.87
10-05-2003	13:22:04	14	21.58	13.00	20.00	1.31
10-05-2003	13:24:59	808	19.72	13.00	11.00	1.64
10-05-2003	13:29:31	14	14.75	11.00	14.00	1.18
10-05-2003	13:29:40	277	11.10	10.00	16.00	0.85
10-05-2003	13:30:01	8	15.28	17.00	20.00	0.83
10-05-2003	13:43:36	277	8.50	11.00	12.00	0.74
10-05-2003	13:46:45	808	5.60	13.00	12.00	0.45
10-05-2003	14:05:15	27	12.27	12.00	16.00	0.88
10-05-2003	14:13:18	27	11.63	11.00	15.00	0.89
10-05-2003	14:22:53	27	7.42	14.00	10.00	0.62
10-05-2003	14:24:28	8	7.76	9.00	13.00	0.71
10-05-2003	14:31:42	27	19.92	16.00	13.00	1.37
10-05-2003	14:37:38	27	7.57	14.00	12.00	0.58
10-05-2003	14:49:22	27	6.23	21.00	14.00	0.36
10-05-2003	15:25:31	121	3.48	9.00	9.00	0.39
10-05-2003	15:32:15	121	13.31	12.00	13.00	1.07
10-05-2003	15:33:11	11	0.53	12.00	14.00	0.04
10-05-2003	15:36:33	121	5.05	10.00	12.00	0.46
10-05-2003	15:42:53	121	3.95	10.00	13.00	0.34
10-05-2003	15:44:26	11	18.33	16.00	8.00	1.53
10-05-2003	15:46:00	121	9.06	16.00	14.00	0.60
10-05-2003	15:47:28	14	14.27	12.00	11.00	1.24
10-05-2003	15:51:09	121	6.51	12.00	12.00	0.54
10-05-2003	15:52:32	14	16.21	11.00	11.00	1.47
10-05-2003	15:53:28	27	13.66	13.00	14.00	1.01
10-05-2003	15:57:00	14	9.59	8.00	12.00	0.96
10-05-2003	15:57:22	121	4.59	11.00	8.00	0.48
10-05-2003	15:59:07	14	13.04	13.00	12.00	1.04
10-05-2003	16:05:20	14	5.77	10.00	8.00	0.64
10-05-2003	16:11:00	14	4.06	12.00	10.00	0.37
10-05-2003	16:11:37	11	3.76	10.00	9.00	0.40
10-05-2003	16:12:16	121	3.28	7.00	8.00	0.44

MAXIMUM SPEED = 25.73 KNOTS BY SAIL NO 24
Total number of runs = 42

Daily Results – Monday 6th October 2003



Note: A 500 metre course between boats in the harbour but close to the beach was used. Note that the wind speed recorded for each finish was subject to intermittent errors, recording either zero or an erroneous low wind speed.

RANKING USING HIGHEST INDIVIDUAL SPEED

(printed at 18:36:38 on 10-06-2003 using file f031006.2)

RANK	SPEED Kts	NAME	No. RUNS	SAIL No.
Ten fastest runs (2 - 10 on second line)				
1	34.92	w David Garrel	25	22
	32.99	32.64 32.30 32.30 31.80 31.69 30.95 30.70 30.69		
2	34.60	w Bjorn Dunkerbeck	38	114
	34.27	33.17 32.99 32.93 32.53 32.47 32.13 31.97 31.96		
3	32.08	K Cory Roeseler	9	24
	31.16	30.95 30.65 29.85 29.80 29.57 28.92 26.78		
4	30.85	w Tony Morris	12	11
	28.34	27.38 27.26 27.26 26.82 26.52 26.48 25.28 25.18		
5	30.44	K Emmanuel Taub	4	26
	29.47	29.47 28.43		
6	30.04	K Cyril Pimont	5	2
	28.00	26.33 26.03 1.62		
7	29.76	w Tristan Drane	9	77
	28.65	28.52 28.39 28.26 28.04 25.85 24.91 24.35		
8	29.52	w Nick Beaney	27	386
	29.43	29.19 29.15 29.01 28.96 28.74 28.60 28.56 28.56		
9	28.39	w Dion Hunt	14	71
	28.00	27.79 26.21 25.70 25.53 25.21 25.15 25.01 24.81		
10	27.46	w David Goodrich	6	197
	26.21	25.42 24.91 24.07 23.76		
11	27.34	w Alex Montgomery	10	1
	26.33	25.71 25.49 25.35 25.01 24.87 24.35 24.29 23.97		
12	26.52	b Cliff Glendining	2	138
	12.24			

RANKING USING HIGHEST INDIVIDUAL SPEED

(printed at 18:36:38 on 10-06-2003 using file f031006.2)

RANK	SPEED Kts	NAME	No. RUNS	SAIL No.

	Ten fastest runs (2 - 10 on second line)			

13	26.51	w Danny Norris	16	43
	24.74	24.26 24.16 23.97 23.97 23.79 23.76 23.58 23.49		
14	26.07	w G Ratten	12	78
	25.88	25.39 25.25 23.16 22.38 22.01 12.13 11.91 4.41		
15	25.99	w Ian Hill	3	14
	24.29	23.40		
16	25.78	w Richard Trubger	15	124
	25.49	25.18 24.91 24.51 24.10 23.94 23.76 23.49 22.30		
17	24.68	w Trevor Whatford	10	27
	24.32	23.08 22.93 22.62 22.49 21.45 21.42 20.23 1.92		
18	24.45	w Roger Crabb	9	88
	23.55	22.99 22.88 22.65 22.60 21.72 17.10 16.73		
19	24.41	w Richard Holgate	2	53
	24.22			
20	23.40	w Jeremy Walwin	5	20
	23.05	22.38 21.27 18.04		
21	23.25	w Angus Hitchin	1	7
22	22.25	w Peter Watkinson	4	808
	20.94	20.52 1.26		
23	22.03	w Les Paley	2	8
	19.52			
24	21.80	w Pierre Saville	4	38
	19.94	12.58 6.19		
25	21.17	w Dave Ellerbeck	2	42
	15.68			

RANKING USING HIGHEST INDIVIDUAL SPEED

(printed at 18:36:38 on 10-06-2003 using file f031006.2)

RANK	SPEED Kts	NAME	No. RUNS	SAIL No.
Ten fastest runs (2 - 10 on second line)				
26	19.67	b Torix Bennett	2	121
	18.25			
27	18.75	b Alan Blundell	6	18
	17.81	17.74 16.08 15.67 2.32		
28	15.38	b Raphael Dinelli	4	277
	14.77	14.35 13.93		

SPEED RUNS RECORDED

(printed at 18:36:23 on 10-06-2003 using file f031006.2)

DATE	TIME	SAIL NUMBER	SPEED KNOTS	START W/SPEED	FINISH W/SPEED	RATIO
10-06-2003	11:50:34	22	28.92	16.00	17.00	1.75
10-06-2003	11:56:51	27	20.23	15.00	8.00	1.76
10-06-2003	12:00:49	43	24.26	17.00	6.00	2.11
10-06-2003	12:01:10	22	26.91	17.00	15.00	1.68
10-06-2003	12:03:21	27	21.45	18.00	16.00	1.26
10-06-2003	12:03:50	386	25.15	15.00	7.00	2.29
10-06-2003	12:03:57	42	15.69	14.00	7.00	1.49
10-06-2003	12:04:17	197	23.76	15.00	13.00	1.70
10-06-2003	12:05:58	88	16.74	13.00	9.00	1.52
10-06-2003	12:07:43	24	26.79	15.00	6.00	2.55
10-06-2003	12:11:34	22	25.53	17.00	15.00	1.60
10-06-2003	12:14:33	24	28.93	18.00	10.00	2.07
10-06-2003	12:16:49	78	11.91	16.00	13.00	0.82
10-06-2003	12:18:31	386	24.75	18.00	11.00	1.71
10-06-2003	12:20:06	114	24.84	15.00	14.00	1.71
10-06-2003	12:21:01	78	12.14	16.00	12.00	0.87
10-06-2003	12:21:05	20	21.28	13.00	12.00	1.70
10-06-2003	12:21:36	88	17.11	12.00	9.00	1.63
10-06-2003	12:22:18	71	21.93	13.00	14.00	1.62
10-06-2003	12:24:42	78	22.38	21.00	10.00	1.44
10-06-2003	12:25:01	27	21.42	22.00	10.00	1.34
10-06-2003	12:25:45	11	24.88	17.00	18.00	1.42
10-06-2003	12:26:02	43	23.58	16.00	17.00	1.43
10-06-2003	12:26:41	114	28.56	14.00	18.00	1.79
10-06-2003	12:27:32	71	25.53	15.00	9.00	2.13
10-06-2003	12:28:53	8	19.53	17.00	11.00	1.39
10-06-2003	12:28:57	78	22.01	18.00	16.00	1.29
10-06-2003	12:30:08	43	24.17	17.00	16.00	1.46
10-06-2003	12:30:17	114	29.76	15.00	17.00	1.86
10-06-2003	12:30:37	27	23.08	15.00	15.00	1.54
10-06-2003	12:30:49	88	21.73	15.00	13.00	1.55
10-06-2003	12:31:16	808	20.94	21.00	14.00	1.20
10-06-2003	12:31:27	20	18.04	19.00	16.00	1.03
10-06-2003	12:32:08	197	25.43	22.00	15.00	1.37
10-06-2003	12:32:12	11	25.29	22.00	16.00	1.33
10-06-2003	12:34:15	43	23.76	21.00	16.00	1.28
10-06-2003	12:34:38	386	27.18	14.00	20.00	1.60
10-06-2003	12:35:34	114	30.19	18.00	17.00	1.73
10-06-2003	12:36:11	27	24.33	21.00	23.00	1.11

SPEED RUNS RECORDED

(printed at 18:36:23 on 10-06-2003 using file f031006.2)

DATE	TIME	SAIL NUMBER	SPEED KNOTS	START W/SPEED	FINISH W/SPEED	RATIO
10-06-2003	12:37:07	1	25.01	22.00	19.00	1.22
10-06-2003	12:37:15	20	22.38	26.00	18.00	1.02
10-06-2003	12:38:31	114	29.38	17.00	14.00	1.90
10-06-2003	12:38:41	71	24.81	17.00	17.00	1.46
10-06-2003	12:39:29	43	22.22	18.00	22.00	1.11
10-06-2003	12:40:00	38	12.58	19.00	22.00	0.61
10-06-2003	12:41:06	114	31.48	22.00	17.00	1.61
10-06-2003	12:41:32	386	28.57	20.00	24.00	1.30
10-06-2003	12:41:47	22	30.55	23.00	20.00	1.42
10-06-2003	12:42:35	20	23.05	19.00	20.00	1.18
10-06-2003	12:42:46	18	15.67	20.00	16.00	0.87
10-06-2003	12:42:51	1	24.29	19.00	19.00	1.28
10-06-2003	12:43:20	71	26.22	18.00	20.00	1.38
10-06-2003	12:44:20	43	24.75	18.00	7.00	1.98
10-06-2003	12:44:32	808	20.52	24.00	12.00	1.14
10-06-2003	12:45:37	114	31.59	23.00	13.00	1.75
10-06-2003	12:45:52	22	28.88	28.00	11.00	1.48
10-06-2003	12:48:29	11	30.85	25.00	12.00	1.67
10-06-2003	12:49:35	386	26.52	25.00	15.00	1.33
10-06-2003	12:50:40	38	19.95	19.00	20.00	1.02
10-06-2003	12:51:34	27	24.68	21.00	15.00	1.37
10-06-2003	12:52:41	71	24.35	19.00	15.00	1.43
10-06-2003	12:53:16	22	30.70	21.00	17.00	1.62
10-06-2003	12:53:21	114	30.55	23.00	13.00	1.70
10-06-2003	12:53:37	78	3.13	23.00	16.00	0.16
10-06-2003	12:53:44	386	28.74	22.00	12.00	1.69
10-06-2003	12:54:13	77	24.36	20.00	17.00	1.32
10-06-2003	12:54:29	1	24.36	25.00	14.00	1.25
10-06-2003	12:55:03	43	22.17	19.00	14.00	1.34
10-06-2003	12:56:19	18	16.08	16.00	9.00	1.29
10-06-2003	12:57:35	53	24.42	20.00	8.00	1.74
10-06-2003	12:57:53	386	26.44	19.00	7.00	2.03
10-06-2003	12:59:51	43	22.85	20.00	16.00	1.27
10-06-2003	13:00:03	77	24.91	17.00	23.00	1.25
10-06-2003	13:00:15	114	30.44	18.00	13.00	1.96
10-06-2003	13:00:19	124	13.06	19.00	14.00	0.79
10-06-2003	13:02:22	20	23.40	15.00	20.00	1.34
10-06-2003	13:02:26	71	25.22	18.00	18.00	1.40
10-06-2003	13:02:52	386	26.94	17.00	16.00	1.63
10-06-2003	13:03:52	197	24.91	26.00	19.00	1.11

SPEED RUNS RECORDED

(printed at 18:36:23 on 10-06-2003 using file f031006.2)

DATE	TIME	SAIL NUMBER	SPEED KNOTS	START W/SPEED	FINISH W/SPEED	RATIO
10-06-2003	13:04:23	18	17.82	19.00	16.00	1.02
10-06-2003	13:04:27	22	25.64	22.00	17.00	1.31
10-06-2003	13:04:45	78	3.20	19.00	22.00	0.16
10-06-2003	13:05:04	43	23.25	20.00	21.00	1.13
10-06-2003	13:06:20	88	22.60	16.00	0.00	2.83
10-06-2003	13:07:10	124	15.22	17.00	0.00	1.79
10-06-2003	13:08:01	114	30.40	20.00	15.00	1.74
10-06-2003	13:08:39	22	30.30	17.00	18.00	1.73
10-06-2003	13:09:03	43	23.98	16.00	9.00	1.92
10-06-2003	13:09:46	1	25.36	18.00	15.00	1.54
10-06-2003	13:10:59	197	24.07	22.00	17.00	1.23
10-06-2003	13:11:42	386	26.99	21.00	23.00	1.23
10-06-2003	13:11:56	124	14.86	19.00	17.00	0.83
10-06-2003	13:12:24	114	29.81	19.00	18.00	1.61
10-06-2003	13:12:28	18	18.75	19.00	19.00	0.99
10-06-2003	13:13:53	78	4.42	14.00	18.00	0.28
10-06-2003	13:14:24	277	13.94	16.00	17.00	0.84
10-06-2003	13:15:17	71	23.11	21.00	19.00	1.16
10-06-2003	13:16:23	124	16.68	18.00	20.00	0.88
10-06-2003	13:16:30	24	29.81	26.00	14.00	1.49
10-06-2003	13:16:52	114	31.27	19.00	21.00	1.56
10-06-2003	13:17:01	808	1.27	15.00	22.00	0.07
10-06-2003	13:17:31	22	30.10	23.00	12.00	1.72
10-06-2003	13:17:58	386	27.06	20.00	0.00	2.71
10-06-2003	13:20:26	71	25.71	18.00	19.00	1.39
10-06-2003	13:22:51	277	15.39	20.00	0.00	1.54
10-06-2003	13:23:31	386	29.43	20.00	0.00	2.94
10-06-2003	13:24:17	114	31.48	20.00	0.00	3.15
10-06-2003	13:25:23	88	22.88	20.00	0.00	2.29
10-06-2003	13:26:20	18	2.32	19.00	0.00	0.24
10-06-2003	13:26:58	38	6.19	21.00	0.00	0.59
10-06-2003	13:28:41	43	22.60	14.00	0.00	3.23
10-06-2003	13:29:13	121	18.26	22.00	0.00	1.66
10-06-2003	13:29:18	2	1.62	20.00	0.00	0.16
10-06-2003	13:29:45	277	14.77	17.00	0.00	1.74
10-06-2003	13:30:32	22	30.60	26.00	0.00	2.35
10-06-2003	13:32:26	77	28.66	25.00	17.00	1.36
10-06-2003	13:32:44	43	23.49	18.00	0.00	2.61
10-06-2003	13:33:02	18	17.75	21.00	0.00	1.69
10-06-2003	13:33:56	114	31.64	19.00	0.00	3.33

SPEED RUNS RECORDED

(printed at 18:36:23 on 10-06-2003 using file f031006.2)

DATE	TIME	SAIL NUMBER	SPEED KNOTS	START W/SPEED	FINISH W/SPEED	RATIO
10-06-2003	13:34:42	71	25.15	21.00	0.00	2.40
10-06-2003	13:36:56	22	32.31	23.00	27.00	1.29
10-06-2003	13:37:39	114	32.94	20.00	18.00	1.73
10-06-2003	13:38:42	277	14.35	24.00	23.00	0.61
10-06-2003	13:39:16	121	19.67	23.00	22.00	0.87
10-06-2003	13:40:27	114	32.53	21.00	22.00	1.51
10-06-2003	13:41:54	88	24.45	24.00	26.00	0.98
10-06-2003	13:42:01	138	26.52	22.00	25.00	1.13
10-06-2003	13:43:27	77	28.26	22.00	26.00	1.18
10-06-2003	13:45:09	114	34.60	18.00	26.00	1.57
10-06-2003	13:47:33	22	30.70	28.00	19.00	1.31
10-06-2003	13:50:45	114	32.99	24.00	22.00	1.43
10-06-2003	13:50:54	27	22.63	23.00	26.00	0.92
10-06-2003	13:52:24	22	34.93	25.00	25.00	1.40
10-06-2003	13:56:29	138	12.24	34.00	18.00	0.47
10-06-2003	13:57:30	386	29.20	27.00	22.00	1.19
10-06-2003	14:00:01	77	29.76	29.00	23.00	1.14
10-06-2003	14:40:37	43	26.52	28.00	22.00	1.06
10-06-2003	14:44:15	26	29.48	12.00	20.00	1.84
10-06-2003	14:52:35	26	30.44	21.00	23.00	1.38
10-06-2003	14:53:26	386	29.52	12.00	24.00	1.64
10-06-2003	14:53:37	114	31.69	15.00	14.00	2.19
10-06-2003	14:54:16	24	29.57	17.00	20.00	1.60
10-06-2003	14:55:26	77	28.39	24.00	23.00	1.21
10-06-2003	14:58:41	386	29.01	19.00	15.00	1.71
10-06-2003	14:58:50	1	24.88	16.00	22.00	1.31
10-06-2003	15:00:40	43	23.98	16.00	24.00	1.20
10-06-2003	15:01:51	114	31.59	16.00	14.00	2.11
10-06-2003	15:01:59	197	27.46	15.00	12.00	2.03
10-06-2003	15:04:06	386	28.97	22.00	21.00	1.35
10-06-2003	15:04:33	124	24.91	18.00	26.00	1.13
10-06-2003	15:06:54	26	29.48	18.00	14.00	1.84
10-06-2003	15:08:11	114	32.14	14.00	19.00	1.95
10-06-2003	15:08:24	77	28.52	19.00	19.00	1.50
10-06-2003	15:08:35	386	28.61	20.00	19.00	1.47
10-06-2003	15:09:35	27	22.49	19.00	20.00	1.15
10-06-2003	15:10:57	2	26.33	17.00	25.00	1.25
10-06-2003	15:11:07	22	29.20	18.00	16.00	1.72
10-06-2003	15:12:51	78	23.17	23.00	26.00	0.95
10-06-2003	15:13:14	1	23.98	15.00	20.00	1.37

SPEED RUNS RECORDED

(printed at 18:36:23 on 10-06-2003 using file f031006.2)

DATE	TIME	SAIL NUMBER	SPEED KNOTS	START W/SPEED	FINISH W/SPEED	RATIO
10-06-2003	15:13:49	114	31.22	21.00	22.00	1.45
10-06-2003	15:14:18	22	30.95	20.00	20.00	1.55
10-06-2003	15:15:05	2	26.04	18.00	20.00	1.37
10-06-2003	15:16:06	24	29.85	22.00	20.00	1.42
10-06-2003	15:17:34	27	22.94	16.00	20.00	1.27
10-06-2003	15:18:02	88	23.00	14.00	23.00	1.24
10-06-2003	15:18:40	124	23.49	22.00	21.00	1.09
10-06-2003	15:19:24	386	28.05	25.00	18.00	1.30
10-06-2003	15:20:16	42	21.18	15.00	23.00	1.11
10-06-2003	15:20:58	26	28.44	21.00	20.00	1.39
10-06-2003	15:23:03	11	25.18	12.00	17.00	1.74
10-06-2003	15:24:29	386	26.83	21.00	20.00	1.31
10-06-2003	15:25:16	124	22.30	21.00	18.00	1.14
10-06-2003	15:25:50	8	22.04	18.00	18.00	1.22
10-06-2003	15:26:18	1	25.71	20.00	8.00	1.84
10-06-2003	15:28:05	11	27.26	25.00	19.00	1.24
10-06-2003	15:29:07	24	30.65	19.00	17.00	1.70
10-06-2003	15:29:30	77	25.85	19.00	16.00	1.48
10-06-2003	15:30:38	124	23.76	18.00	20.00	1.25
10-06-2003	15:30:43	27	1.92	16.00	19.00	0.11
10-06-2003	15:31:02	386	27.71	19.00	20.00	1.42
10-06-2003	15:32:18	114	30.35	16.00	14.00	2.02
10-06-2003	15:34:09	78	25.25	19.00	17.00	1.40
10-06-2003	15:34:14	11	26.83	16.00	15.00	1.73
10-06-2003	15:35:50	197	26.22	20.00	19.00	1.34
10-06-2003	15:37:42	114	30.39	18.00	17.00	1.74
10-06-2003	15:37:55	124	20.68	19.00	20.00	1.06
10-06-2003	15:38:11	808	22.25	19.00	19.00	1.17
10-06-2003	15:39:12	1	26.33	19.00	25.00	1.20
10-06-2003	15:40:05	11	28.35	25.00	20.00	1.26
10-06-2003	15:40:49	78	26.07	21.00	28.00	1.06
10-06-2003	15:41:32	24	32.08	17.00	19.00	1.78
10-06-2003	15:41:43	71	25.01	22.00	21.00	1.16
10-06-2003	15:42:54	386	2.66	16.00	22.00	0.14
10-06-2003	15:44:02	77	28.05	20.00	16.00	1.56
10-06-2003	15:45:49	1	25.50	25.00	18.00	1.19
10-06-2003	15:46:53	22	28.83	17.00	18.00	1.65
10-06-2003	15:47:11	43	23.14	14.00	21.00	1.32
10-06-2003	15:47:37	114	31.06	17.00	16.00	1.88
10-06-2003	15:47:52	78	25.39	22.00	16.00	1.34

SPEED RUNS RECORDED

(printed at 18:36:24 on 10-06-2003 using file f031006.2)

DATE	TIME	SAIL NUMBER	SPEED KNOTS	START W/SPEED	FINISH W/SPEED	RATIO
10-06-2003	15:48:40	14	24.29	16.00	18.00	1.43
10-06-2003	15:48:59	53	24.23	25.00	17.00	1.15
10-06-2003	15:52:15	114	31.16	18.00	19.00	1.68
10-06-2003	15:53:45	22	30.15	19.00	15.00	1.77
10-06-2003	15:54:11	7	23.26	18.00	20.00	1.22
10-06-2003	15:55:19	43	23.79	18.00	21.00	1.22
10-06-2003	15:56:14	114	31.97	20.00	24.00	1.45
10-06-2003	15:56:18	124	24.52	18.00	23.00	1.20
10-06-2003	15:57:28	386	3.17	18.00	20.00	0.17
10-06-2003	15:59:13	114	30.75	19.00	18.00	1.66
10-06-2003	15:59:41	88	22.66	17.00	12.00	1.56
10-06-2003	15:59:55	11	2.31	16.00	19.00	0.13
10-06-2003	16:00:23	2	28.00	18.00	21.00	1.44
10-06-2003	16:02:19	78	25.89	20.00	17.00	1.40
10-06-2003	16:03:12	114	30.44	18.00	16.00	1.79
10-06-2003	16:05:32	11	26.52	16.00	20.00	1.47
10-06-2003	16:06:45	88	23.55	15.00	15.00	1.57
10-06-2003	16:06:59	114	30.44	18.00	15.00	1.85
10-06-2003	16:07:13	22	28.43	15.00	15.00	1.90
10-06-2003	16:07:45	71	24.01	20.00	18.00	1.26
10-06-2003	16:08:01	386	28.57	17.00	15.00	1.79
10-06-2003	16:10:20	22	30.50	21.00	16.00	1.65
10-06-2003	16:10:31	114	29.91	19.00	17.00	1.66
10-06-2003	16:12:07	124	25.50	21.00	21.00	1.21
10-06-2003	16:13:21	386	28.09	15.00	24.00	1.44
10-06-2003	16:13:41	24	30.95	17.00	17.00	1.82
10-06-2003	16:14:19	38	21.80	17.00	17.00	1.28
10-06-2003	16:14:27	114	30.05	15.00	17.00	1.88
10-06-2003	16:14:38	22	27.50	14.00	21.00	1.57
10-06-2003	16:15:11	11	27.26	14.00	15.00	1.88
10-06-2003	16:17:18	1	27.34	21.00	16.00	1.48
10-06-2003	16:17:31	71	28.00	21.00	22.00	1.30
10-06-2003	16:18:44	114	32.47	19.00	26.00	1.44
10-06-2003	16:20:59	124	25.78	22.00	21.00	1.20
10-06-2003	16:22:04	114	34.28	25.00	26.00	1.34
10-06-2003	16:22:15	22	32.65	25.00	28.00	1.23
10-06-2003	16:24:10	386	29.15	19.00	27.00	1.27
10-06-2003	16:26:17	2	30.05	18.00	25.00	1.40
10-06-2003	16:27:02	22	33.00	23.00	26.00	1.35
10-06-2003	16:28:48	386	28.39	23.00	23.00	1.23

SPEED RUNS RECORDED

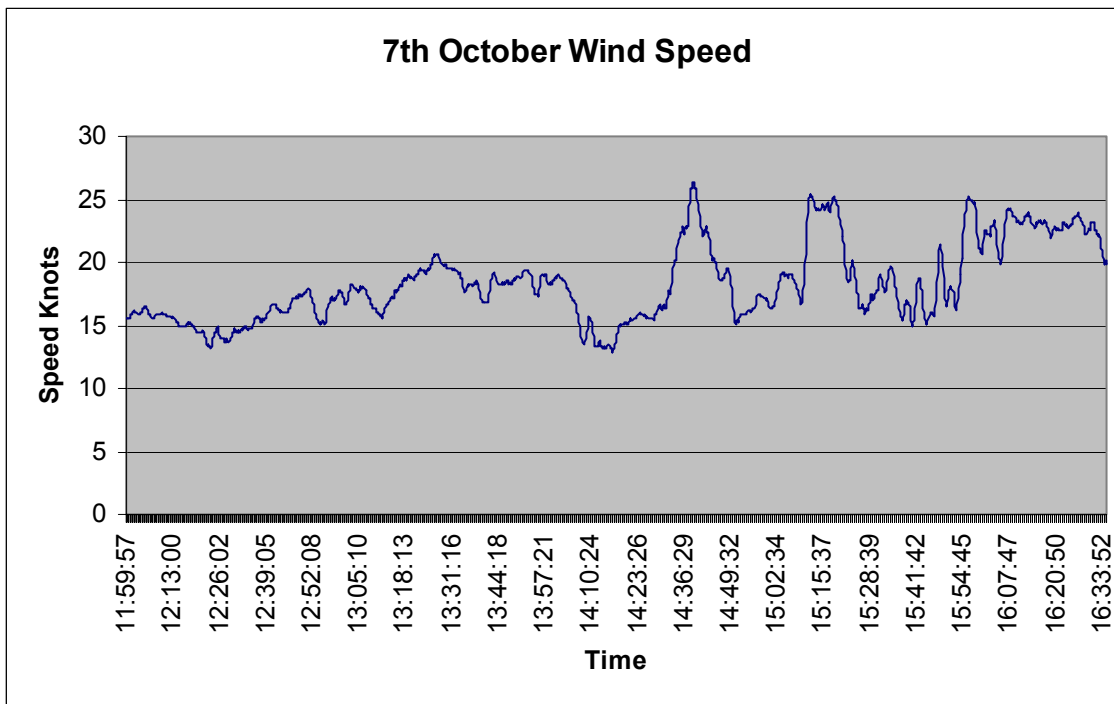
(printed at 18:36:24 on 10-06-2003 using file f031006.2)

DATE	TIME	SAIL NUMBER	SPEED KNOTS	START W/SPEED	FINISH W/SPEED	RATIO
10-06-2003	16:30:25	24	31.16	25.00	30.00	1.13
10-06-2003	16:31:11	22	32.31	23.00	24.00	1.37
10-06-2003	16:34:02	71	27.80	24.00	26.00	1.11
10-06-2003	16:34:03	124	25.18	30.00	24.00	0.93
10-06-2003	16:34:27	114	33.17	20.00	21.00	1.62
10-06-2003	16:34:55	22	31.80	19.00	23.00	1.51
10-06-2003	16:37:01	11	27.38	22.00	27.00	1.12
10-06-2003	16:38:22	114	30.75	18.00	22.00	1.54
10-06-2003	16:38:46	386	27.75	17.00	19.00	1.54
10-06-2003	16:39:23	124	24.10	22.00	17.00	1.24
10-06-2003	16:41:46	14	26.00	21.00	20.00	1.27
10-06-2003	16:42:10	71	28.39	23.00	22.00	1.26
10-06-2003	16:43:07	386	28.39	18.00	14.00	1.77
10-06-2003	16:43:13	114	31.37	25.00	20.00	1.39
10-06-2003	16:48:06	114	31.97	17.00	20.00	1.73
10-06-2003	16:48:09	22	31.69	19.00	23.00	1.51
10-06-2003	16:49:49	124	23.94	21.00	13.00	1.41
10-06-2003	16:54:38	14	23.40	18.00	14.00	1.46
10-06-2003	16:55:01	11	26.48	21.00	14.00	1.51

MAXIMUM SPEED = 34.93 KNOTS BY SAIL NO 22

Total number of runs = 258

Daily Results – Tuesday 7th October 2003



Note: A 500 metre course between boats in the harbour was used. . Note that the wind speed recorded for each finish was subject to intermittent errors, recording either zero or an erroneous low wind speed.

RANKING USING HIGHEST INDIVIDUAL SPEED

(printed at 17:53:35 on 10-07-2003 using file f031007.1)

RANK	SPEED Kts	NAME	No. RUNS	SAIL No.
Ten fastest runs (2 - 10 on second line)				
1	32.73	w Bjorn Dunkerbeck	15	114
	32.47 32.38 32.07 31.96 31.63 31.18 30.35 30.25 30.10			
2	31.91	w David Garrel	17	22
	30.44 30.05 30.00 29.66 29.29 29.28 29.20 27.17 26.26			
3	28.89	w Richard Jones	10	213
	28.01 27.96 27.53 27.41 27.37 26.84 26.36 25.45 5.40			
4	28.23	w Tristan Drane	9	77
	28.19 27.88 26.11 26.07 25.56 24.31 24.09 21.93			
5	27.04	K Cory Roeseler	2	24
	26.96			
6	26.37	w Richard Holgate	1	53
7	25.60	w Tony Morris	4	11
	25.24 19.80 16.05			
8	25.21	w Alex Montgomery	6	1
	23.21 22.45 14.55 14.00 11.21			
9	24.96	w Richard Trubger	9	124
	24.75 24.29 24.25 23.89 23.29 22.99 22.37 11.24			
10	24.94	w David Goodrich	1	197
11	24.41	w Dion Hunt	3	71
	23.84 17.21			
12	24.41	K Cyril Pimont	2	2
	23.21			
13	23.80	w Danny Norris	2	43
	8.50			
14	23.41	w Trevor Whatford	8	27
	23.29 22.59 22.48 22.29 21.34 20.95 17.71			
15	21.39	w G Ratten	3	78
	16.00 8.02			
16	20.71	w Jeremy Walwin	3	20
	18.95 12.72			
17	15.17	w Les Paley	2	8
	12.75			
18	14.85	b Torix Bennett	8	121
	13.72 11.68 11.53 10.57 7.48 6.18 5.51			

SPEED RUNS RECORDED

(printed at 17:53:24 on 10-07-2003 using file f031007.1)

DATE	TIME	SAIL NUMBER	SPEED KNOTS	START W/SPEED	FINISH W/SPEED	RATIO
10-07-2003	12:02:04	8	12.76	14.00	0.00	1.82
10-07-2003	12:02:52	121	10.58	21.00	0.00	1.01
10-07-2003	12:08:50	121	13.72	18.00	0.00	1.52
10-07-2003	12:28:18	121	5.52	15.00	0.00	0.74
10-07-2003	12:34:02	24	26.97	13.00	0.00	4.15
10-07-2003	12:44:12	121	6.18	11.00	0.00	1.12
10-07-2003	12:49:51	2	23.22	18.00	0.00	2.58
10-07-2003	12:53:17	22	23.01	18.00	0.00	2.56
10-07-2003	12:56:48	121	11.68	16.00	0.00	1.46
10-07-2003	12:58:31	22	20.78	18.00	0.00	2.31
10-07-2003	13:01:02	2	24.41	12.00	0.00	4.07
10-07-2003	13:02:23	114	26.85	17.00	0.00	3.16
10-07-2003	13:03:12	22	27.17	16.00	0.00	3.40
10-07-2003	14:01:29	121	11.53	17.00	0.00	1.36
10-07-2003	14:05:11	43	8.51	18.00	0.00	0.95
10-07-2003	14:14:30	121	7.48	16.00	0.00	0.94
10-07-2003	14:26:44	24	27.04	11.00	0.00	4.92
10-07-2003	14:29:54	71	17.22	20.00	0.00	1.72
10-07-2003	14:36:42	77	21.93	12.00	0.00	3.65
10-07-2003	14:37:52	197	24.94	22.00	0.00	2.27
10-07-2003	14:39:20	11	25.60	19.00	0.00	2.70
10-07-2003	14:40:16	77	24.32	25.00	0.00	1.95
10-07-2003	14:40:36	71	23.84	20.00	0.00	2.38
10-07-2003	14:40:39	20	20.72	24.00	0.00	1.73
10-07-2003	14:46:03	27	21.34	13.00	0.00	3.28
10-07-2003	14:46:07	213	5.40	14.00	0.00	0.77
10-07-2003	14:46:54	121	14.86	16.00	0.00	1.86
10-07-2003	14:46:58	77	26.12	21.00	0.00	2.49
10-07-2003	14:47:00	22	29.28	19.00	0.00	3.08
10-07-2003	14:49:14	124	23.30	14.00	0.00	3.33
10-07-2003	14:49:46	71	24.41	14.00	0.00	3.49
10-07-2003	14:50:56	20	12.72	18.00	0.00	1.41
10-07-2003	14:51:14	22	29.67	18.00	0.00	3.30
10-07-2003	14:52:08	114	26.65	13.00	0.00	4.10
10-07-2003	14:52:23	8	15.18	19.00	0.00	1.60
10-07-2003	14:56:25	27	20.95	14.00	0.00	2.99
10-07-2003	14:59:49	20	18.96	18.00	0.00	2.11
10-07-2003	15:01:00	124	11.24	16.00	0.00	1.41
10-07-2003	15:02:52	22	26.26	24.00	0.00	2.19

SPEED RUNS RECORDED

(printed at 17:53:24 on 10-07-2003 using file f031007.1)

DATE	TIME	SAIL NUMBER	SPEED KNOTS	START W/SPEED	FINISH W/SPEED	RATIO
10-07-2003	15:03:38	11	19.80	13.00	0.00	3.05
10-07-2003	15:05:20	114	26.96	21.00	0.00	2.57
10-07-2003	15:07:50	78	8.03	19.00	0.00	0.84
10-07-2003	15:08:20	22	24.25	16.00	0.00	3.03
10-07-2003	15:15:26	114	29.85	17.00	0.00	3.51
10-07-2003	15:18:44	11	25.24	14.00	0.00	3.61
10-07-2003	15:19:50	77	25.56	20.00	27.00	1.09
10-07-2003	15:20:36	114	30.25	11.00	27.00	1.59
10-07-2003	15:23:15	78	21.39	19.00	25.00	0.97
10-07-2003	15:23:20	22	30.06	27.00	26.00	1.13
10-07-2003	15:24:15	114	31.96	23.00	29.00	1.23
10-07-2003	15:25:01	213	27.37	20.00	20.00	1.37
10-07-2003	15:25:06	124	22.37	20.00	19.00	1.15
10-07-2003	15:27:30	22	20.09	15.00	16.00	1.30
10-07-2003	15:27:36	27	22.29	23.00	13.00	1.24
10-07-2003	15:29:03	213	25.45	25.00	22.00	1.08
10-07-2003	15:33:12	114	30.35	15.00	26.00	1.48
10-07-2003	15:34:00	77	24.10	16.00	22.00	1.27
10-07-2003	15:35:04	27	17.71	17.00	20.00	0.96
10-07-2003	15:36:40	114	31.19	17.00	21.00	1.64
10-07-2003	15:36:54	213	27.42	16.00	20.00	1.52
10-07-2003	15:38:51	124	23.00	16.00	25.00	1.12
10-07-2003	15:39:39	77	26.08	21.00	24.00	1.16
10-07-2003	15:41:02	78	16.01	23.00	20.00	0.74
10-07-2003	15:41:43	114	32.07	17.00	26.00	1.49
10-07-2003	15:43:00	213	26.85	19.00	22.00	1.31
10-07-2003	15:44:03	27	23.29	18.00	22.00	1.16
10-07-2003	15:44:06	22	25.85	15.00	21.00	1.44
10-07-2003	15:44:51	124	24.29	28.00	20.00	1.01
10-07-2003	15:45:08	114	26.42	25.00	16.00	1.29
10-07-2003	15:45:29	1	14.56	0.00	18.00	1.62
10-07-2003	15:47:26	213	27.96	22.00	26.00	1.17
10-07-2003	15:48:14	114	30.10	19.00	20.00	1.54
10-07-2003	15:50:28	27	23.41	22.00	25.00	1.00
10-07-2003	15:51:28	114	32.48	21.00	22.00	1.51
10-07-2003	15:51:40	22	30.00	22.00	21.00	1.40
10-07-2003	15:51:57	124	24.76	28.00	18.00	1.08
10-07-2003	15:52:13	53	26.38	21.00	22.00	1.23
10-07-2003	15:52:56	213	28.90	18.00	14.00	1.81
10-07-2003	15:53:50	11	16.05	25.00	25.00	0.64

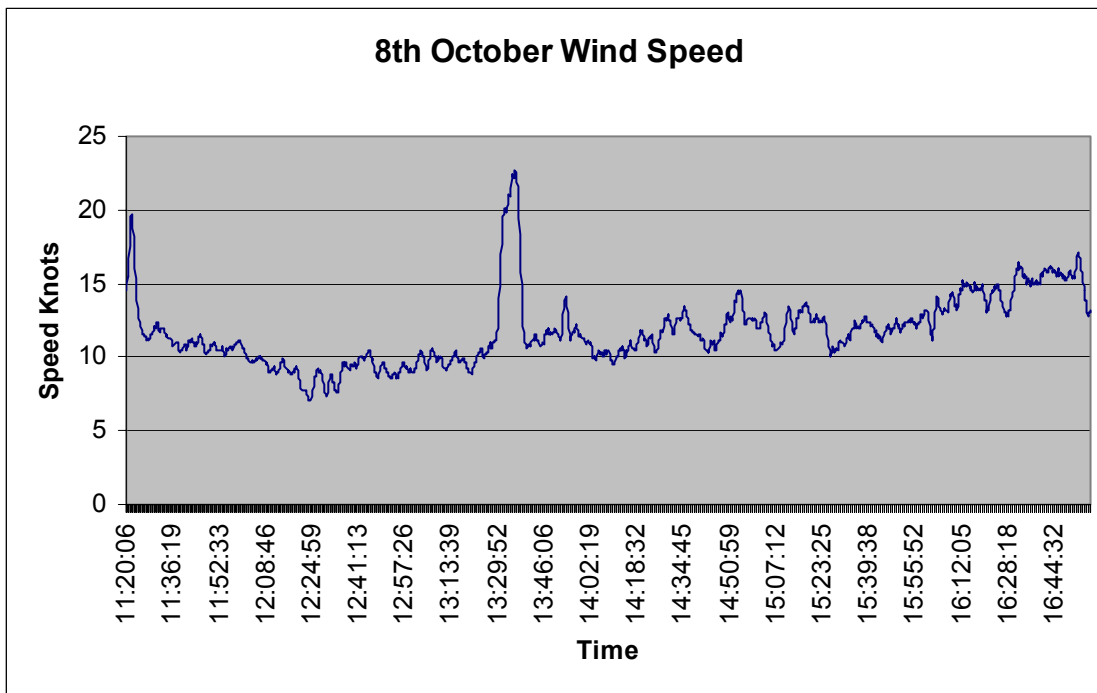
SPEED RUNS RECORDED

(printed at 17:53:24 on 10-07-2003 using file f031007.1)

DATE	TIME	SAIL NUMBER	SPEED KNOTS	START W/SPEED	FINISH W/SPEED	RATIO
10-07-2003	15:58:49	1	22.45	20.00	23.00	1.04
10-07-2003	16:00:40	213	27.54	15.00	23.00	1.45
10-07-2003	16:01:07	22	31.92	15.00	22.00	1.73
10-07-2003	16:01:40	124	24.25	13.00	27.00	1.21
10-07-2003	16:03:27	77	27.88	20.00	26.00	1.21
10-07-2003	16:04:38	213	26.36	29.00	26.00	0.96
10-07-2003	16:05:08	22	29.30	23.00	23.00	1.27
10-07-2003	16:08:18	27	22.48	14.00	30.00	1.02
10-07-2003	16:08:26	77	28.19	13.00	31.00	1.28
10-07-2003	16:09:09	22	29.21	20.00	30.00	1.17
10-07-2003	16:09:17	213	28.01	24.00	22.00	1.22
10-07-2003	16:10:08	1	14.01	23.00	19.00	0.67
10-07-2003	16:10:31	124	23.89	24.00	23.00	1.02
10-07-2003	16:12:51	114	31.63	16.00	19.00	1.81
10-07-2003	16:14:19	43	23.80	17.00	22.00	1.22
10-07-2003	16:14:49	1	25.21	20.00	24.00	1.15
10-07-2003	16:17:04	114	32.74	17.00	21.00	1.72
10-07-2003	16:17:27	22	30.45	15.00	22.00	1.65
10-07-2003	16:19:30	1	23.21	24.00	21.00	1.03
10-07-2003	16:19:43	77	28.24	26.00	19.00	1.25
10-07-2003	16:21:14	114	32.38	25.00	24.00	1.32
10-07-2003	16:22:00	22	26.02	22.00	21.00	1.21
10-07-2003	16:22:20	124	24.96	28.00	22.00	1.00
10-07-2003	16:25:36	1	11.21	15.00	21.00	0.62
10-07-2003	16:31:15	22	2.70	17.00	25.00	0.13
10-07-2003	16:33:24	27	22.60	12.00	25.00	1.22

MAXIMUM SPEED = 32.74 KNOTS BY SAIL NO 114

Total number of runs = 105

Daily Results – Wednesday 8th October 2003

Note: A 500 metre course between boats in the harbour was used and a 500 metre beach course. The kites used the broader beach course primarily, where they recorded their fastest times. On the beach course the wind speed at each start and finish is not recorded.

Harbour Course.

Page no 1

RANKING USING HIGHEST INDIVIDUAL SPEED

(printed at 18:14:54 on 10-08-2003 using file f031008.2)

RANK	SPEED Kts	NAME	No. RUNS	SAIL No.
Ten fastest runs (2 - 10 on second line)				
1	35.01	w Bjorn Dunkerbeck	18	114
	33.04	32.24 31.73 31.62 31.62	31.33	30.80 30.01
2	31.18	w David Garrel	14	22
	30.42	30.37 30.10 29.91 29.34	28.92	28.18 27.75 27.63
3	28.34	w Nick Beaney	24	386
	28.06	27.75 27.56 27.44 27.03	26.42	26.39 26.21 26.01
4	27.33	w Tony Morris	6	11
	26.67	26.46 25.41 25.25 24.30		
5	27.18	w Richard Jones	2	213
	26.85			
6	25.77	w G Ratten	3	78
	24.12	10.26		
7	25.61	w Alex Montgomery	6	1
	25.16	22.98 22.82 20.43 17.14		
8	25.19	w Ian Hill	14	14
	24.93	24.87 24.81 24.63 24.54	24.12	24.03 23.69 23.66
9	24.97	K Cyril Pimont	6	2
	23.00	19.42 15.36 14.78 13.70		
10	24.39	K Cory Roeseler	8	24
	24.27	24.12 23.19 22.64 22.22	20.77	2.64
11	24.36	w Roger Crabb	6	88
	23.80	23.17 22.41 19.63 4.92		
12	24.30	w Trevor Whatford	16	27
	24.30	24.03 23.89 23.66 23.00	22.98	22.85 22.49 21.56
13	23.58	w Pierre Saville	6	38
	22.80	22.54 18.53 15.03 5.97		
14	21.99	b Joddy Chapman	8	141
	21.24	20.50 20.29 19.92 19.42	18.96	18.87
15	18.65	b Torix Bennett	18	121
	17.93	17.04 16.16 16.13 14.72	12.80	12.74 12.34 12.32
16	16.98	b Alan Blundell	6	18
	15.91	15.85 15.30 14.70 11.02		
17	16.45	b Raphael Dinelli	14	277
	16.00	15.98 15.84 15.82 15.01	14.80	14.59 14.58 14.49
18	12.80	b Arthur Lister	2	325
	6.15			
19	11.51	b John Peperell	16	510
	11.25	11.17 10.60 10.21 9.90	9.24	8.76 8.54 8.12
20	4.70	K Emmanuel Taub	1	26

SPEED RUNS RECORDED

(printed at 18:14:41 on 10-08-2003 using file f031008.2)

DATE	TIME	SAIL NUMBER	SPEED KNOTS	START W/SPEED	FINISH W/SPEED	RATIO
10-08-2003	11:27:34	386	22.17	12.00	16.00	1.58
10-08-2003	11:32:36	386	24.49	12.00	17.00	1.69
10-08-2003	11:32:40	38	23.58	13.00	20.00	1.43
10-08-2003	11:43:20	386	20.05	12.00	17.00	1.38
10-08-2003	11:52:25	386	20.08	9.00	13.00	1.83
10-08-2003	11:53:01	38	15.04	12.00	15.00	1.11
10-08-2003	11:54:14	24	22.22	13.00	14.00	1.65
10-08-2003	11:56:17	325	12.80	10.00	14.00	1.07
10-08-2003	12:08:47	325	6.15	14.00	13.00	0.46
10-08-2003	12:13:13	24	20.77	9.00	10.00	2.19
10-08-2003	12:13:17	38	5.97	9.00	9.00	0.66
10-08-2003	12:14:27	2	19.42	12.00	15.00	1.44
10-08-2003	12:19:42	2	14.78	11.00	12.00	1.29
10-08-2003	12:21:33	88	4.93	11.00	8.00	0.52
10-08-2003	12:25:33	121	4.69	10.00	11.00	0.45
10-08-2003	12:46:26	24	23.20	9.00	12.00	2.21
10-08-2003	12:52:47	121	5.72	7.00	10.00	0.67
10-08-2003	12:55:52	510	6.39	11.00	13.00	0.53
10-08-2003	13:01:44	24	2.65	11.00	11.00	0.24
10-08-2003	13:03:51	121	9.78	10.00	14.00	0.81
10-08-2003	13:04:53	510	6.86	14.00	13.00	0.51
10-08-2003	13:12:12	510	6.71	10.00	9.00	0.71
10-08-2003	13:12:24	121	6.70	14.00	11.00	0.54
10-08-2003	13:17:00	24	22.65	11.00	12.00	1.97
10-08-2003	13:21:57	121	6.39	10.00	14.00	0.53
10-08-2003	13:22:23	510	7.12	10.00	11.00	0.68
10-08-2003	13:27:50	24	24.27	13.00	17.00	1.62
10-08-2003	13:28:34	510	8.06	14.00	14.00	0.58
10-08-2003	13:32:07	121	12.32	10.00	15.00	0.99
10-08-2003	13:34:50	510	10.21	12.00	15.00	0.76
10-08-2003	13:38:24	121	16.13	12.00	14.00	1.24
10-08-2003	13:38:37	24	24.39	15.00	17.00	1.52
10-08-2003	13:41:13	510	8.12	12.00	16.00	0.58
10-08-2003	13:45:57	14	23.31	11.00	17.00	1.66
10-08-2003	13:47:21	510	11.25	11.00	12.00	0.98
10-08-2003	13:50:31	14	24.13	13.00	16.00	1.66
10-08-2003	13:50:35	114	24.88	15.00	18.00	1.51
10-08-2003	13:52:24	121	16.16	11.00	13.00	1.35
10-08-2003	13:53:26	510	11.52	15.00	15.00	0.77

SPEED RUNS RECORDED

(printed at 18:14:41 on 10-08-2003 using file f031008.2)

DATE	TIME	SAIL NUMBER	SPEED KNOTS	START W/SPEED	FINISH W/SPEED	RATIO
10-08-2003	13:57:46	114	23.69	11.00	18.00	1.63
10-08-2003	13:58:24	14	22.93	14.00	13.00	1.70
10-08-2003	13:59:39	2	24.97	14.00	16.00	1.66
10-08-2003	14:00:22	510	8.55	14.00	12.00	0.66
10-08-2003	14:02:56	114	22.36	12.00	13.00	1.79
10-08-2003	14:03:45	121	14.73	12.00	13.00	1.18
10-08-2003	14:03:52	277	14.60	12.00	12.00	1.22
10-08-2003	14:06:16	27	18.75	14.00	11.00	1.50
10-08-2003	14:06:50	510	9.91	12.00	15.00	0.73
10-08-2003	14:09:01	38	18.54	9.00	15.00	1.54
10-08-2003	14:10:26	2	15.36	10.00	12.00	1.40
10-08-2003	14:12:02	121	12.81	13.00	13.00	0.99
10-08-2003	14:12:21	24	24.13	11.00	12.00	2.10
10-08-2003	14:14:48	510	8.12	11.00	12.00	0.71
10-08-2003	14:15:41	27	12.54	11.00	16.00	0.93
10-08-2003	14:15:44	14	21.24	14.00	14.00	1.52
10-08-2003	14:16:06	386	20.35	13.00	16.00	1.40
10-08-2003	14:20:02	2	13.70	14.00	13.00	1.02
10-08-2003	14:20:24	14	22.44	9.00	16.00	1.80
10-08-2003	14:22:08	277	13.66	9.00	15.00	1.14
10-08-2003	14:23:46	2	23.01	15.00	17.00	1.44
10-08-2003	14:23:52	27	19.46	15.00	13.00	1.39
10-08-2003	14:24:17	121	11.61	17.00	18.00	0.66
10-08-2003	14:24:22	26	4.70	10.00	16.00	0.36
10-08-2003	14:25:08	510	9.25	13.00	13.00	0.71
10-08-2003	14:25:32	386	23.75	14.00	14.00	1.70
10-08-2003	14:28:22	22	23.58	16.00	15.00	1.52
10-08-2003	14:28:33	27	20.61	15.00	20.00	1.18
10-08-2003	14:28:41	277	14.80	18.00	21.00	0.76
10-08-2003	14:30:11	386	26.01	18.00	17.00	1.49
10-08-2003	14:32:52	510	11.18	13.00	16.00	0.77
10-08-2003	14:33:07	121	17.93	15.00	19.00	1.05
10-08-2003	14:33:10	27	21.36	14.00	17.00	1.38
10-08-2003	14:34:10	386	24.12	15.00	19.00	1.42
10-08-2003	14:35:38	277	15.98	17.00	21.00	0.84
10-08-2003	14:37:21	22	27.64	14.00	17.00	1.78
10-08-2003	14:37:52	27	22.85	17.00	17.00	1.34
10-08-2003	14:38:49	386	24.60	15.00	15.00	1.64
10-08-2003	14:39:40	510	10.60	15.00	13.00	0.76
10-08-2003	14:42:08	27	19.35	13.00	17.00	1.29

SPEED RUNS RECORDED

(printed at 18:14:41 on 10-08-2003 using file f031008.2)

DATE	TIME	SAIL NUMBER	SPEED KNOTS	START W/SPEED	FINISH W/SPEED	RATIO
10-08-2003	14:43:06	277	14.44	11.00	10.00	1.38
10-08-2003	14:43:15	141	18.87	15.00	11.00	1.45
10-08-2003	14:44:41	386	24.18	11.00	18.00	1.67
10-08-2003	14:45:18	1	20.44	14.00	14.00	1.46
10-08-2003	14:47:20	510	8.76	12.00	19.00	0.57
10-08-2003	14:48:23	141	20.29	13.00	17.00	1.35
10-08-2003	14:49:51	114	27.33	12.00	20.00	1.71
10-08-2003	14:50:01	121	11.41	13.00	18.00	0.74
10-08-2003	14:52:34	88	19.63	18.00	15.00	1.19
10-08-2003	14:53:50	22	27.75	17.00	21.00	1.46
10-08-2003	14:54:40	78	10.26	16.00	15.00	0.66
10-08-2003	14:54:43	386	26.22	17.00	18.00	1.50
10-08-2003	14:54:50	11	25.42	20.00	23.00	1.18
10-08-2003	14:55:19	141	21.24	15.00	20.00	1.21
10-08-2003	14:56:34	1	22.83	14.00	16.00	1.52
10-08-2003	14:56:44	114	28.34	13.00	18.00	1.83
10-08-2003	14:58:44	277	14.38	14.00	17.00	0.93
10-08-2003	14:58:48	22	27.64	16.00	22.00	1.45
10-08-2003	15:00:01	121	12.74	14.00	14.00	0.91
10-08-2003	15:01:39	141	19.93	16.00	14.00	1.33
10-08-2003	15:04:16	27	21.56	17.00	17.00	1.27
10-08-2003	15:05:11	386	23.28	15.00	16.00	1.50
10-08-2003	15:06:18	1	17.15	13.00	11.00	1.43
10-08-2003	15:08:33	141	18.96	14.00	18.00	1.18
10-08-2003	15:11:09	14	24.04	16.00	21.00	1.30
10-08-2003	15:11:45	277	14.59	18.00	17.00	0.83
10-08-2003	15:11:48	386	24.75	16.00	19.00	1.41
10-08-2003	15:12:11	11	25.25	14.00	15.00	1.74
10-08-2003	15:12:24	27	22.49	13.00	16.00	1.55
10-08-2003	15:13:00	22	26.82	15.00	14.00	1.85
10-08-2003	15:13:08	114	27.18	15.00	17.00	1.70
10-08-2003	15:14:03	121	12.35	16.00	15.00	0.80
10-08-2003	15:15:57	14	24.54	14.00	18.00	1.53
10-08-2003	15:17:20	114	27.56	14.00	20.00	1.62
10-08-2003	15:18:09	1	22.98	13.00	20.00	1.39
10-08-2003	15:28:04	277	13.36	17.00	15.00	0.83
10-08-2003	15:30:25	121	9.52	11.00	13.00	0.79
10-08-2003	15:30:40	141	19.42	14.00	14.00	1.39
10-08-2003	15:33:18	386	22.85	14.00	14.00	1.63
10-08-2003	15:34:58	14	24.88	15.00	16.00	1.61

SPEED RUNS RECORDED

(printed at 18:14:42 on 10-08-2003 using file f031008.2)

DATE	TIME	SAIL NUMBER	SPEED KNOTS	START W/SPEED	FINISH W/SPEED	RATIO
10-08-2003	15:35:39	277	15.02	14.00	18.00	0.94
10-08-2003	15:36:44	11	24.30	16.00	16.00	1.52
10-08-2003	15:37:17	141	20.50	16.00	16.00	1.28
10-08-2003	15:37:52	386	24.30	18.00	19.00	1.31
10-08-2003	15:38:53	14	24.82	14.00	22.00	1.38
10-08-2003	15:39:02	18	14.71	18.00	19.00	0.79
10-08-2003	15:39:11	121	18.66	12.00	19.00	1.20
10-08-2003	15:55:03	18	11.02	15.00	17.00	0.69
10-08-2003	15:55:07	14	23.66	13.00	17.00	1.58
10-08-2003	15:56:34	277	15.84	17.00	18.00	0.91
10-08-2003	15:56:50	141	21.99	17.00	15.00	1.37
10-08-2003	15:58:13	386	25.81	16.00	16.00	1.61
10-08-2003	15:58:57	38	22.80	17.00	21.00	1.20
10-08-2003	15:59:14	14	24.63	16.00	17.00	1.49
10-08-2003	16:00:55	121	17.05	15.00	15.00	1.14
10-08-2003	16:01:08	27	22.98	18.00	16.00	1.35
10-08-2003	16:02:14	386	26.43	18.00	16.00	1.55
10-08-2003	16:02:27	18	15.92	17.00	20.00	0.86
10-08-2003	16:03:06	14	23.69	18.00	21.00	1.22
10-08-2003	16:03:50	277	15.83	18.00	19.00	0.86
10-08-2003	16:04:49	27	23.67	16.00	13.00	1.63
10-08-2003	16:06:08	386	27.04	14.00	18.00	1.69
10-08-2003	16:06:40	22	28.18	13.00	20.00	1.71
10-08-2003	16:07:59	14	24.94	22.00	25.00	1.06
10-08-2003	16:08:56	114	30.01	13.00	22.00	1.71
10-08-2003	16:10:10	38	22.54	15.00	15.00	1.50
10-08-2003	16:10:22	27	24.30	21.00	19.00	1.22
10-08-2003	16:10:26	22	28.92	13.00	17.00	1.93
10-08-2003	16:11:16	277	14.49	14.00	20.00	0.85
10-08-2003	16:11:51	18	16.99	13.00	20.00	1.03
10-08-2003	16:12:42	386	28.35	19.00	19.00	1.49
10-08-2003	16:12:50	114	31.63	16.00	22.00	1.66
10-08-2003	16:13:10	14	25.19	16.00	18.00	1.48
10-08-2003	16:14:17	22	30.10	13.00	22.00	1.72
10-08-2003	16:15:14	88	22.42	22.00	21.00	1.04
10-08-2003	16:16:29	114	35.02	17.00	23.00	1.75
10-08-2003	16:17:47	1	25.61	22.00	21.00	1.19
10-08-2003	16:18:01	27	24.30	23.00	17.00	1.22
10-08-2003	16:18:06	22	29.35	17.00	15.00	1.83
10-08-2003	16:19:15	18	15.30	14.00	21.00	0.87

SPEED RUNS RECORDED

(printed at 18:14:42 on 10-08-2003 using file f031008.2)

DATE	TIME	SAIL NUMBER	SPEED KNOTS	START W/SPEED	FINISH W/SPEED	RATIO
10-08-2003	16:20:36	277	16.00	23.00	17.00	0.80
10-08-2003	16:22:08	88	23.81	17.00	15.00	1.49
10-08-2003	16:23:11	78	24.13	21.00	18.00	1.24
10-08-2003	16:26:25	386	26.39	18.00	20.00	1.39
10-08-2003	16:26:32	18	15.85	17.00	18.00	0.91
10-08-2003	16:27:17	114	30.80	18.00	18.00	1.71
10-08-2003	16:27:34	11	26.46	17.00	18.00	1.51
10-08-2003	16:28:13	27	23.89	23.00	15.00	1.26
10-08-2003	16:29:11	277	16.45	15.00	17.00	1.03
10-08-2003	16:29:16	88	24.36	18.00	16.00	1.43
10-08-2003	16:29:22	22	29.92	21.00	20.00	1.46
10-08-2003	16:30:47	386	27.56	20.00	20.00	1.38
10-08-2003	16:32:14	114	31.63	19.00	20.00	1.62
10-08-2003	16:33:01	22	30.42	20.00	17.00	1.64
10-08-2003	16:33:18	11	27.33	19.00	21.00	1.37
10-08-2003	16:35:27	386	27.45	24.00	20.00	1.25
10-08-2003	16:35:56	114	29.87	20.00	20.00	1.49
10-08-2003	16:37:47	22	30.38	21.00	18.00	1.56
10-08-2003	16:39:16	114	32.25	21.00	25.00	1.40
10-08-2003	16:40:00	386	27.75	20.00	23.00	1.29
10-08-2003	16:40:31	88	23.17	24.00	25.00	0.95
10-08-2003	16:41:53	27	24.04	26.00	21.00	1.02
10-08-2003	16:42:31	22	26.57	22.00	20.00	1.27
10-08-2003	16:43:09	114	31.33	21.00	22.00	1.46
10-08-2003	16:43:22	213	27.18	23.00	25.00	1.13
10-08-2003	16:44:46	386	28.07	19.00	27.00	1.22
10-08-2003	16:46:49	1	25.16	24.00	21.00	1.12
10-08-2003	16:47:29	114	31.63	15.00	24.00	1.62
10-08-2003	16:47:53	213	26.86	20.00	20.00	1.34
10-08-2003	16:47:58	78	25.78	20.00	18.00	1.36
10-08-2003	16:50:53	27	23.01	18.00	18.00	1.28
10-08-2003	16:51:32	114	33.04	18.00	21.00	1.69
10-08-2003	16:52:24	22	31.18	24.00	23.00	1.33
10-08-2003	16:55:08	114	31.73	19.00	16.00	1.81
10-08-2003	16:56:13	11	26.67	22.00	19.00	1.30

MAXIMUM SPEED = 35.02 KNOTS BY SAIL NO 114

Total number of runs = 194

Beach Course.

Page no 1

RANKING USING HIGHEST INDIVIDUAL SPEED

(printed at 18:55:29 on 10-08-2003 using file f031008.bc)

RANK	SPEED Kts	NAME	No. RUNS	SAIL No.
Ten fastest runs (2 - 10 on second line)				
1	33.27	K Cyril Pimont	15	2
	30.78	29.40 28.73 28.32 28.14 27.07 26.70 26.54 26.50		
2	32.35	K Cory Roeseler	12	24
	30.41	29.95 27.07 26.58 26.23 25.51 25.25 24.62 23.27		
3	32.01	w Bjorn Dunkerbeck	4	114
	30.00	29.60 21.81		
4	30.52	w Nick Beaney	6	386
	29.75	29.07 27.83 26.99 1.00		
5	29.26	w Tony Morris	2	11
	26.46			
6	27.92	w Richard Jones	1	213
7	27.70	w Ian Hill	5	14
	27.70	27.32 26.86 25.96		
8	26.74	K Emmanuel Taub	2	26
	0.14			
9	26.34	w Alex Montgomery	5	1
	25.73	25.04 24.90 21.94		
10	2.60	w Pierre Saville	1	38

SPEED RUNS RECORDED

(printed at 18:55:20 on 10-08-2003 using file f031008.bc)

DATE	TIME	SAIL NUMBER	SPEED KNOTS	START W/SPEED	FINISH W/SPEED	RATIO
10-08-2003	12:08:00	2	15.29	74.00	0.00	0.41
10-08-2003	12:12:57	24	3.84	0.00	0.00	
10-08-2003	12:47:09	24	23.27	0.00	0.00	
10-08-2003	13:02:22	24	25.26	0.00	0.00	
10-08-2003	13:17:41	24	24.63	0.00	0.00	
10-08-2003	13:28:30	24	25.51	0.00	0.00	
10-08-2003	13:39:17	24	26.23	0.00	0.00	
10-08-2003	13:47:45	24	27.07	0.00	0.00	
10-08-2003	13:51:21	2	26.54	0.00	0.00	
10-08-2003	14:00:20	2	27.07	0.00	0.00	
10-08-2003	14:03:31	26	26.74	0.00	0.00	
10-08-2003	14:14:49	2	25.19	0.00	0.00	
10-08-2003	14:30:08	2	26.71	0.00	0.00	
10-08-2003	14:38:58	2	28.14	0.00	0.00	
10-08-2003	14:52:21	24	0.41	0.00	0.00	
10-08-2003	14:52:31	2	3.17	0.00	0.00	
10-08-2003	14:54:44	2	29.41	0.00	0.00	
10-08-2003	15:09:23	2	26.50	0.00	0.00	
10-08-2003	15:11:05	24	29.95	0.00	0.00	
10-08-2003	15:18:49	2	28.74	0.00	0.00	
10-08-2003	15:32:50	24	26.59	0.00	0.00	
10-08-2003	15:33:31	2	25.63	0.00	0.00	
10-08-2003	15:41:51	2	23.90	0.00	0.00	
10-08-2003	15:43:17	24	30.42	0.00	0.00	
10-08-2003	15:47:03	2	28.33	0.00	0.00	
10-08-2003	16:04:25	2	33.27	0.00	0.00	
10-08-2003	16:05:57	114	29.60	0.00	0.00	
10-08-2003	16:13:22	386	29.75	0.00	0.00	
10-08-2003	16:13:29	114	32.01	0.00	0.00	
10-08-2003	16:20:59	2	30.78	0.00	0.00	
10-08-2003	16:22:26	386	1.00	0.00	0.00	
10-08-2003	16:23:20	114	21.81	0.00	0.00	
10-08-2003	16:26:44	24	32.36	0.00	0.00	
10-08-2003	16:27:06	386	27.84	0.00	0.00	
10-08-2003	16:27:55	1	25.04	0.00	0.00	
10-08-2003	16:28:05	38	2.60	0.00	0.00	
10-08-2003	16:29:24	14	27.32	0.00	0.00	
10-08-2003	16:31:26	386	30.52	0.00	0.00	
10-08-2003	16:32:35	26	0.14	0.00	0.00	

SPEED RUNS RECORDED

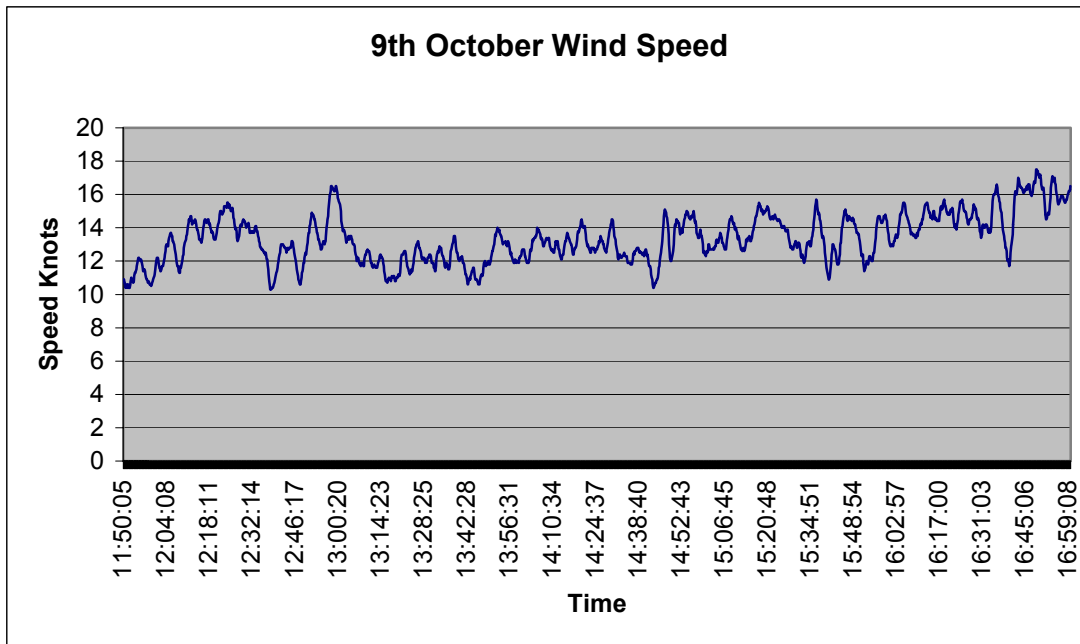
(printed at 18:55:20 on 10-08-2003 using file f031008.bc)

DATE	TIME	SAIL NUMBER	SPEED KNOTS	START W/SPEED	FINISH W/SPEED	RATIO
10-08-2003	16:33:27	1	24.90	0.00	0.00	
10-08-2003	16:33:38	14	27.71	0.00	0.00	
10-08-2003	16:36:08	386	26.99	0.00	0.00	
10-08-2003	16:36:37	114	30.00	0.00	0.00	
10-08-2003	16:38:32	14	27.71	0.00	0.00	
10-08-2003	16:40:38	386	29.07	0.00	0.00	
10-08-2003	16:41:48	1	26.35	0.00	0.00	
10-08-2003	16:44:02	213	27.92	0.00	0.00	
10-08-2003	16:47:13	14	25.96	0.00	0.00	
10-08-2003	16:47:31	1	25.74	0.00	0.00	
10-08-2003	16:49:39	11	29.26	0.00	0.00	
10-08-2003	16:52:00	14	26.87	0.00	0.00	
10-08-2003	16:56:28	1	21.94	0.00	0.00	
10-08-2003	16:56:55	11	26.47	0.00	0.00	

MAXIMUM SPEED = 33.27 KNOTS BY SAIL NO 2

Total number of runs = 53

Daily Results – Thursday 9th October 2003



Note: A 500 metre 'beach' course was used by the kites and a 500 metre course between boats in the harbour was used. The Harbour course produced the faster times. On the beach course the wind speed at each start and finish is not recorded.

Harbour Course

Page no 1

RANKING USING HIGHEST INDIVIDUAL SPEED

(printed at 17:56:07 on 10-09-2003 using file f031009.2)

RANK	SPEED Kts	NAME	No. RUNS	SAIL No.
Ten fastest runs (2 - 10 on second line)				
1	30.01	w Bjorn Dunkerbeck	12	114
	28.66	28.57 28.10 27.15 27.11 25.97 25.72 25.33		24.27
2	29.76	K Cory Roeseler	5	24
	29.76	28.01 27.11 26.87		
3	29.72	w David Garrel	15	22
	29.58	29.06 29.02 28.66 28.49 27.76 27.59 27.47		27.39
4	28.18	w Tony Morris	7	11
	27.92	27.23 27.19 25.93 25.58 25.47		
5	27.11	K Cyril Pimont	1	2
6	26.45	w James Paine	26	17
	26.12	26.04 25.86 25.68 25.47 25.43 25.37 25.16		25.16
7	26.19	K Emmanuel Taub	4	26
	25.86	24.96 8.23		
8	23.77	w Ian Hill	6	14
	23.53	23.50 22.18 22.05 21.12		
9	23.38	w Roger Crabb	10	88
	23.18	21.94 21.84 21.76 20.93 20.81 19.98 18.77		16.96
10	22.70	w Pierre Saville	7	38
	22.42	21.71 20.98 20.53 20.51 18.20		
11	21.81	w Graeme Ratten	1	78
12	20.13	b Joddy Chapman	7	141
	19.64	19.42 19.29 18.96 18.82 18.58		

RANKING USING HIGHEST INDIVIDUAL SPEED

(printed at 17:56:07 on 10-09-2003 using file f031009.2)

RANK	SPEED Kts	NAME	No. RUNS	SAIL No.
Ten fastest runs (2 - 10 on second line)				
13	16.50	b Raphael Dinelli	15	277
	15.86	15.58 15.55 15.55 15.26 15.21 15.09 14.95 14.72		
14	16.42	b Alan Blundell	6	18
	16.22	15.12 14.88 14.60 13.32		
15	12.49	b John Peperell	8	510
	11.85	11.70 11.70 11.51 11.18 11.04 9.46		

SPEED RUNS RECORDED

(printed at 17:55:54 on 10-09-2003 using file f031009.2)

DATE	TIME	SAIL NUMBER	SPEED KNOTS	START W/SPEED	FINISH W/SPEED	RATIO
10-09-2003	11:55:28	17	21.32	14.00	17.00	1.38
10-09-2003	12:04:10	17	26.46	17.00	19.00	1.47
10-09-2003	12:12:25	17	25.87	14.00	19.00	1.57
10-09-2003	12:16:32	17	25.48	19.00	23.00	1.21
10-09-2003	12:23:56	17	26.12	18.00	20.00	1.37
10-09-2003	12:27:02	114	30.01	17.00	16.00	1.82
10-09-2003	12:28:52	17	25.44	18.00	20.00	1.34
10-09-2003	12:30:26	114	28.58	16.00	18.00	1.68
10-09-2003	12:44:07	114	27.15	15.00	16.00	1.75
10-09-2003	12:45:40	17	23.04	15.00	21.00	1.28
10-09-2003	12:50:42	114	27.12	18.00	20.00	1.43
10-09-2003	12:51:25	17	25.16	17.00	21.00	1.32
10-09-2003	12:59:42	17	25.37	18.00	21.00	1.30
10-09-2003	13:00:28	141	20.14	13.00	20.00	1.22
10-09-2003	13:04:27	17	24.76	4.00	17.00	2.36
10-09-2003	13:06:06	114	28.67	18.00	18.00	1.59
10-09-2003	13:10:39	141	19.30	17.00	18.00	1.10
10-09-2003	13:18:45	38	18.20	15.00	15.00	1.21
10-09-2003	13:20:47	17	6.91	14.00	17.00	0.45
10-09-2003	13:24:01	141	19.65	17.00	15.00	1.23
10-09-2003	13:26:12	88	19.98	15.00	19.00	1.18
10-09-2003	13:27:50	38	20.52	14.00	15.00	1.41
10-09-2003	13:29:52	141	18.83	18.00	18.00	1.05
10-09-2003	13:34:03	88	16.97	16.00	15.00	1.09
10-09-2003	13:36:31	141	18.58	16.00	18.00	1.09
10-09-2003	13:40:35	88	18.77	15.00	21.00	1.04
10-09-2003	13:47:17	88	21.95	14.00	13.00	1.63
10-09-2003	13:47:31	141	19.42	16.00	19.00	1.11
10-09-2003	13:47:55	38	20.54	17.00	17.00	1.21
10-09-2003	13:53:46	88	20.93	16.00	19.00	1.20
10-09-2003	13:53:55	38	20.98	16.00	17.00	1.27
10-09-2003	13:54:11	24	27.11	20.00	18.00	1.43
10-09-2003	13:56:07	141	18.96	17.00	19.00	1.05
10-09-2003	14:03:26	38	21.72	16.00	20.00	1.21
10-09-2003	14:03:59	24	28.02	16.00	19.00	1.60
10-09-2003	14:10:16	38	22.42	19.00	15.00	1.32
10-09-2003	14:10:49	24	26.88	14.00	16.00	1.79
10-09-2003	14:15:04	17	24.83	20.00	18.00	1.31
10-09-2003	14:20:38	17	26.05	18.00	21.00	1.34

SPEED RUNS RECORDED

(printed at 17:55:55 on 10-09-2003 using file f031009.2)

DATE	TIME	SAIL NUMBER	SPEED KNOTS	START W/SPEED	FINISH W/SPEED	RATIO
10-09-2003	14:25:09	38	22.70	16.00	16.00	1.42
10-09-2003	14:26:38	17	24.25	17.00	19.00	1.35
10-09-2003	14:27:46	22	27.48	17.00	18.00	1.57
10-09-2003	14:30:01	114	28.10	16.00	20.00	1.56
10-09-2003	14:32:15	17	20.65	15.00	17.00	1.29
10-09-2003	14:33:47	26	8.23	16.00	19.00	0.47
10-09-2003	14:37:49	114	25.98	12.00	16.00	1.86
10-09-2003	14:37:59	22	26.88	13.00	16.00	1.85
10-09-2003	14:43:29	22	23.87	13.00	13.00	1.84
10-09-2003	14:43:42	114	24.28	14.00	14.00	1.73
10-09-2003	14:46:47	277	13.41	15.00	14.00	0.92
10-09-2003	14:54:08	114	23.57	18.00	18.00	1.31
10-09-2003	14:54:18	14	21.12	15.00	14.00	1.46
10-09-2003	14:57:50	22	25.55	20.00	15.00	1.46
10-09-2003	14:58:06	14	22.18	16.00	14.00	1.48
10-09-2003	15:04:47	277	14.43	16.00	17.00	0.87
10-09-2003	15:06:36	14	22.05	19.00	15.00	1.30
10-09-2003	15:10:15	510	11.51	15.00	19.00	0.68
10-09-2003	15:11:12	277	15.59	15.00	17.00	0.97
10-09-2003	15:11:45	14	23.51	10.00	13.00	2.04
10-09-2003	15:15:56	17	23.66	14.00	0.00	3.38
10-09-2003	15:18:07	277	15.56	17.00	20.00	0.84
10-09-2003	15:18:36	14	23.54	16.00	17.00	1.43
10-09-2003	15:20:59	17	24.37	13.00	18.00	1.57
10-09-2003	15:23:21	277	16.50	19.00	19.00	0.87
10-09-2003	15:24:17	14	23.78	19.00	18.00	1.29
10-09-2003	15:26:16	510	11.70	15.00	19.00	0.69
10-09-2003	15:26:39	26	24.96	19.00	17.00	1.39
10-09-2003	15:29:05	277	14.53	17.00	18.00	0.83
10-09-2003	15:30:01	22	28.49	16.00	21.00	1.54
10-09-2003	15:33:39	510	11.04	15.00	21.00	0.61
10-09-2003	15:33:58	22	27.40	15.00	20.00	1.57
10-09-2003	15:34:06	26	26.19	14.00	18.00	1.64
10-09-2003	15:40:01	510	9.47	15.00	14.00	0.65
10-09-2003	15:42:13	277	13.85	18.00	22.00	0.69
10-09-2003	15:43:58	22	27.23	14.00	14.00	1.95
10-09-2003	15:44:52	18	14.60	16.00	15.00	0.94
10-09-2003	15:47:13	277	15.09	19.00	18.00	0.82
10-09-2003	15:47:34	26	25.87	21.00	18.00	1.33
10-09-2003	15:48:01	17	25.16	18.00	18.00	1.40

SPEED RUNS RECORDED

(printed at 17:55:55 on 10-09-2003 using file f031009.2)

DATE	TIME	SAIL NUMBER	SPEED KNOTS	START W/SPEED	FINISH W/SPEED	RATIO
10-09-2003	15:48:45	22	29.02	14.00	17.00	1.87
10-09-2003	15:49:06	2	27.11	15.00	24.00	1.39
10-09-2003	15:52:16	510	11.70	16.00	13.00	0.81
10-09-2003	15:53:08	18	15.13	19.00	16.00	0.86
10-09-2003	15:53:12	277	15.56	18.00	17.00	0.89
10-09-2003	15:53:17	11	25.94	19.00	16.00	1.48
10-09-2003	15:54:27	17	23.99	15.00	16.00	1.55
10-09-2003	15:54:38	22	27.76	14.00	22.00	1.54
10-09-2003	15:56:59	24	29.77	18.00	22.00	1.49
10-09-2003	15:57:59	510	12.50	18.00	20.00	0.66
10-09-2003	15:58:54	277	15.86	16.00	23.00	0.81
10-09-2003	16:00:40	11	27.24	16.00	14.00	1.82
10-09-2003	16:01:07	17	22.84	14.00	20.00	1.34
10-09-2003	16:01:55	18	16.23	16.00	19.00	0.93
10-09-2003	16:02:05	22	28.66	20.00	19.00	1.47
10-09-2003	16:03:59	510	11.19	19.00	17.00	0.62
10-09-2003	16:05:37	114	25.72	17.00	25.00	1.22
10-09-2003	16:07:13	88	23.18	19.00	18.00	1.25
10-09-2003	16:07:28	277	14.96	18.00	19.00	0.81
10-09-2003	16:07:42	24	29.77	18.00	20.00	1.57
10-09-2003	16:07:46	11	27.93	17.00	17.00	1.64
10-09-2003	16:09:08	18	16.43	18.00	20.00	0.86
10-09-2003	16:09:18	22	29.58	20.00	21.00	1.44
10-09-2003	16:09:54	510	11.85	17.00	16.00	0.72
10-09-2003	16:10:20	17	25.69	18.00	20.00	1.35
10-09-2003	16:12:48	22	29.72	19.00	20.00	1.52
10-09-2003	16:12:55	88	23.39	15.00	23.00	1.23
10-09-2003	16:13:06	11	27.19	16.00	20.00	1.51
10-09-2003	16:16:07	18	13.32	15.00	15.00	0.89
10-09-2003	16:16:14	17	23.72	13.00	16.00	1.64
10-09-2003	16:18:54	11	28.19	18.00	21.00	1.45
10-09-2003	16:20:07	277	14.72	18.00	17.00	0.84
10-09-2003	16:26:16	277	15.26	14.00	18.00	0.95
10-09-2003	16:27:37	17	24.21	18.00	18.00	1.35
10-09-2003	16:28:53	22	27.60	19.00	17.00	1.53
10-09-2003	16:32:46	277	15.21	18.00	16.00	0.89
10-09-2003	16:33:21	17	21.90	17.00	18.00	1.25
10-09-2003	16:34:47	88	21.84	19.00	20.00	1.12
10-09-2003	16:38:49	277	14.44	14.00	15.00	1.00
10-09-2003	16:42:07	114	23.78	15.00	21.00	1.32

SPEED RUNS RECORDED

(printed at 17:55:55 on 10-09-2003 using file f031009.2)

DATE	TIME	SAIL NUMBER	SPEED KNOTS	START W/SPEED	FINISH W/SPEED	RATIO
10-09-2003	16:42:34	17	23.84	16.00	16.00	1.49
10-09-2003	16:43:21	11	25.58	13.00	18.00	1.65
10-09-2003	16:43:55	78	21.82	18.00	20.00	1.15
10-09-2003	16:44:28	22	26.12	15.00	14.00	1.80
10-09-2003	16:45:46	88	21.77	15.00	16.00	1.40
10-09-2003	16:48:47	114	25.33	18.00	20.00	1.33
10-09-2003	16:49:47	18	14.88	18.00	17.00	0.85
10-09-2003	16:49:57	22	29.07	17.00	19.00	1.61
10-09-2003	16:59:19	88	20.81	16.00	19.00	1.19
10-09-2003	17:01:02	11	25.47	17.00	22.00	1.31
10-09-2003	17:01:38	17	22.13	19.00	18.00	1.20

MAXIMUM SPEED = 30.01 KNOTS BY SAIL NO 114

Total number of runs = 130

RANKING USING HIGHEST INDIVIDUAL SPEED

(printed at 18:10:57 on 10-09-2003 using file f031009.bc)

RANK	SPEED Kts	NAME	No. RUNS	SAIL No.
Ten fastest runs (2 - 10 on second line)				
1	28.13	K Cyril Pimont	10	2
	27.33	26.73 26.35 25.79 25.12 24.89 24.72 24.20 24.17		
2	28.08	K Cory Roeseler	11	24
	27.54	26.73 26.58 26.46 25.62 25.51 25.37 25.37 25.02		
3	24.45	K Emmanuel Taub	5	26
	23.94	22.87 22.08 11.26		

SPEED RUNS RECORDED

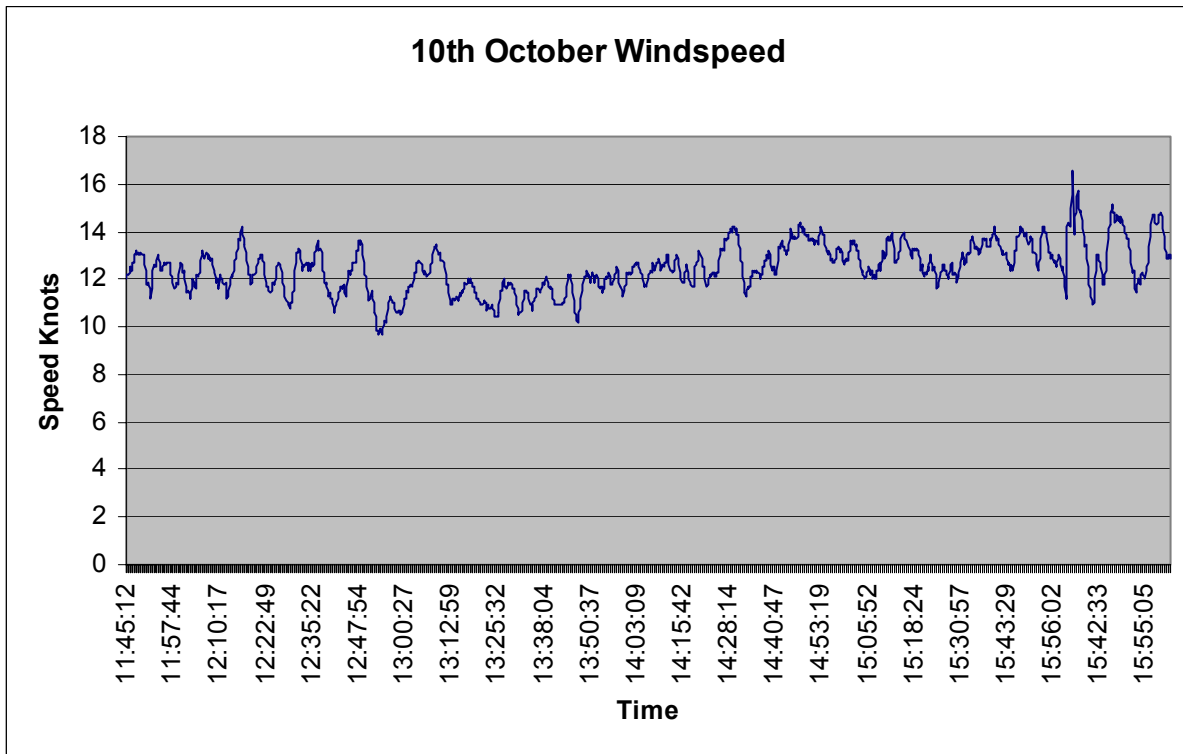
(printed at 18:10:50 on 10-09-2003 using file f031009.bc)

DATE	TIME	SAIL NUMBER	SPEED KNOTS	START W/SPEED	FINISH W/SPEED	RATIO
10-09-2003	14:18:12	2	24.17	0.00	0.00	
10-09-2003	14:19:19	24	27.54	0.00	0.00	
10-09-2003	14:34:32	26	22.08	0.00	0.00	
10-09-2003	14:38:04	24	25.37	0.00	0.00	
10-09-2003	14:47:09	24	23.86	0.00	0.00	
10-09-2003	14:47:44	26	22.88	0.00	0.00	
10-09-2003	14:49:21	2	24.20	0.00	0.00	
10-09-2003	14:55:10	24	25.02	0.00	0.00	
10-09-2003	14:57:17	2	25.13	0.00	0.00	
10-09-2003	15:05:49	2	25.80	0.00	0.00	
10-09-2003	15:14:26	2	26.74	0.00	0.00	
10-09-2003	16:02:40	2	24.89	0.00	0.00	
10-09-2003	16:08:24	24	26.74	0.00	0.00	
10-09-2003	16:14:29	2	28.13	0.00	0.00	
10-09-2003	16:15:37	26	24.46	0.00	0.00	
10-09-2003	16:19:41	24	28.09	0.00	0.00	
10-09-2003	16:22:58	2	27.33	0.00	0.00	
10-09-2003	16:28:10	24	25.51	0.00	0.00	
10-09-2003	16:32:41	2	24.72	0.00	0.00	
10-09-2003	16:32:48	26	23.95	0.00	0.00	
10-09-2003	16:34:08	24	25.37	0.00	0.00	
10-09-2003	16:39:57	26	11.26	0.00	0.00	
10-09-2003	16:44:09	24	25.62	0.00	0.00	
10-09-2003	16:54:03	24	26.58	0.00	0.00	
10-09-2003	16:55:46	2	26.35	0.00	0.00	
10-09-2003	17:04:28	24	26.47	0.00	0.00	

MAXIMUM SPEED = 28.13 KNOTS BY SAIL NO 2

Total number of runs = 26

Daily Results – Friday 10th October 2003



Note: A 500 metre beach course and a 500 metre course between boats in the harbour was used. On the beach course the wind speed at each start and finish is not recorded.

Harbour Course

Page no 1

RANKING USING HIGHEST INDIVIDUAL SPEED

(printed at 18:04:44 on 10-10-2003 using file f031010.2)

RANK	SPEED Kts	NAME	No. RUNS	SAIL No.
Ten fastest runs (2 - 10 on second line)				
1	31.32	w Bjorn Dunkerbeck	28	114
	31.16	31.05 30.85 30.79 30.74 30.44 30.43 30.34 30.33		
2	30.03	w David Garrel	20	22
	29.79	29.50 29.40 29.26 29.08 28.85 28.71 28.45 28.26		
3	28.22	K Cory Roeseler	10	24
	26.99	26.52 26.32 25.14 25.04 24.97 24.33 18.05 14.14		
4	26.97	w Ian Hill	22	14
	26.89	26.73 26.46 25.87 25.75 25.50 25.28 25.19 24.73		
5	26.81	K Emmanuel Taub	3	26
	25.08	20.52		
6	26.58	w Tony Morris	3	11
	26.54	26.43		
7	25.97	w Graeme Ratten	7	78
	24.78	23.71 23.32 23.22 22.81 1.97		
8	24.66	K Cyril Pimont	5	2
	23.59	22.93 22.44 22.22		
9	24.54	w Trevor Whatford	12	27
	24.28	23.94 23.78 23.05 23.02 22.70 22.67 22.39 21.30		
10	23.71	w Roger Crabb	12	88
	23.23	23.17 22.90 22.73 21.92 21.92 21.66 20.69 18.14		
11	23.65	w Claude van Martyn	5	55
	22.72	22.46 20.64 17.21		
12	23.23	w Richard Jones	4	213
	22.03	21.45 19.93		

RANKING USING HIGHEST INDIVIDUAL SPEED

(printed at 18:04:44 on 10-10-2003 using file f031010.2)

RANK	SPEED Kts	NAME	No. RUNS	SAIL No.
Ten fastest runs (2 - 10 on second line)				
13	22.99	w Alex Montgomery	3	1
	22.50 21.27			
14	21.84	w Pierre Saville	3	38
	7.84 1.69			
15	19.14	b Alan Blundell	24	18
	18.96 18.09 17.97 17.85 17.69 17.49 17.47 17.09			16.51
16	16.11	b Raphael Dinelli	31	277
	15.99 15.98 15.84 15.59 15.59 15.54 15.50 15.49			15.39
17	14.80	b John Peperell	14	510
	14.21 13.82 13.70 13.30 12.98 12.72 12.49 12.42 12.16			
18	13.19	b Arthur Lister	14	325
	13.08 13.06 13.00 12.74 12.60 12.52 12.46 11.85 11.25			

SPEED RUNS RECORDED

(printed at 18:04:29 on 10-10-2003 using file f031010.2)

DATE	TIME	SAIL NUMBER	SPEED KNOTS	START W/SPEED	FINISH W/SPEED	RATIO
10-10-2003	11:48:15	14	22.67	15.00	18.00	1.37
10-10-2003	11:48:33	1	22.99	21.00	19.00	1.15
10-10-2003	11:50:08	213	21.46	18.00	65.00	0.52
10-10-2003	11:51:02	114	29.62	18.00	16.00	1.74
10-10-2003	11:52:04	78	23.32	14.00	17.00	1.50
10-10-2003	11:52:53	14	24.73	16.00	19.00	1.41
10-10-2003	11:54:44	114	27.58	15.00	20.00	1.58
10-10-2003	11:56:44	22	27.28	20.00	19.00	1.40
10-10-2003	11:57:08	38	21.85	20.00	18.00	1.15
10-10-2003	11:57:49	213	19.93	22.00	18.00	1.00
10-10-2003	11:57:53	14	23.94	19.00	19.00	1.26
10-10-2003	11:58:30	1	22.50	17.00	16.00	1.36
10-10-2003	11:58:57	114	29.19	14.00	16.00	1.95
10-10-2003	12:01:32	22	28.45	18.00	4.00	2.59
10-10-2003	12:02:05	78	22.82	15.00	0.00	3.04
10-10-2003	12:02:12	14	23.38	15.00	0.00	3.12
10-10-2003	12:04:47	114	28.01	14.00	3.00	3.29
10-10-2003	12:06:31	14	24.26	16.00	4.00	2.43
10-10-2003	12:06:49	213	23.23	20.00	12.00	1.45
10-10-2003	12:07:38	1	21.28	17.00	18.00	1.22
10-10-2003	12:10:05	114	28.45	17.00	16.00	1.72
10-10-2003	12:10:13	14	24.46	15.00	17.00	1.53
10-10-2003	12:11:35	27	23.02	14.00	17.00	1.49
10-10-2003	12:15:24	22	26.17	19.00	4.00	2.28
10-10-2003	12:15:49	114	29.14	13.00	17.00	1.94
10-10-2003	12:16:20	14	25.87	19.00	17.00	1.44
10-10-2003	12:18:21	27	23.94	21.00	4.00	1.92
10-10-2003	12:20:11	14	25.29	17.00	18.00	1.45
10-10-2003	12:20:24	114	29.48	18.00	17.00	1.68
10-10-2003	12:23:58	27	18.65	18.00	11.00	1.29
10-10-2003	12:24:42	22	28.27	16.00	16.00	1.77
10-10-2003	12:25:11	14	24.30	15.00	16.00	1.57
10-10-2003	12:27:24	213	22.04	18.00	17.00	1.26
10-10-2003	12:29:02	24	24.33	14.00	16.00	1.62
10-10-2003	12:30:03	55	23.66	18.00	17.00	1.35
10-10-2003	12:30:15	22	27.75	14.00	15.00	1.91
10-10-2003	12:31:06	114	29.38	15.00	13.00	2.10
10-10-2003	12:31:31	14	24.67	19.00	15.00	1.45
10-10-2003	12:32:00	78	23.23	18.00	18.00	1.29

SPEED RUNS RECORDED

(printed at 18:04:29 on 10-10-2003 using file f031010.2)

DATE	TIME	SAIL NUMBER	SPEED KNOTS	START W/SPEED	FINISH W/SPEED	RATIO
10-10-2003	12:33:33	24	25.15	20.00	15.00	1.44
10-10-2003	12:33:48	18	15.59	20.00	15.00	0.89
10-10-2003	12:34:45	27	22.67	17.00	18.00	1.30
10-10-2003	12:35:51	114	26.72	15.00	2.00	3.14
10-10-2003	12:36:21	14	22.99	19.00	15.00	1.35
10-10-2003	12:36:51	22	23.88	22.00	4.00	1.84
10-10-2003	12:38:47	277	16.11	21.00	16.00	0.87
10-10-2003	12:40:26	18	15.07	15.00	17.00	0.94
10-10-2003	12:43:50	55	22.73	14.00	15.00	1.57
10-10-2003	12:45:54	277	15.29	16.00	17.00	0.93
10-10-2003	12:46:21	18	14.05	15.00	15.00	0.94
10-10-2003	12:49:04	14	17.04	18.00	17.00	0.97
10-10-2003	12:51:42	277	15.00	11.00	15.00	1.15
10-10-2003	12:53:06	18	13.34	12.00	4.00	1.67
10-10-2003	12:57:00	38	7.84	10.00	17.00	0.58
10-10-2003	12:57:55	277	14.80	16.00	16.00	0.92
10-10-2003	12:59:48	88	12.27	17.00	14.00	0.79
10-10-2003	13:00:57	14	13.39	14.00	17.00	0.86
10-10-2003	13:01:22	18	12.36	11.00	16.00	0.92
10-10-2003	13:03:36	277	14.91	16.00	15.00	0.96
10-10-2003	13:07:10	26	20.53	12.00	14.00	1.58
10-10-2003	13:08:29	18	8.48	9.00	12.00	0.81
10-10-2003	13:09:30	88	18.14	17.00	18.00	1.04
10-10-2003	13:10:18	277	14.79	15.00	15.00	0.99
10-10-2003	13:13:26	277	13.92	15.00	12.00	1.03
10-10-2003	13:14:27	2	22.45	14.00	13.00	1.66
10-10-2003	13:15:53	27	20.29	15.00	16.00	1.31
10-10-2003	13:16:22	18	15.83	14.00	18.00	0.99
10-10-2003	13:16:41	277	15.59	15.00	17.00	0.97
10-10-2003	13:19:06	277	14.26	15.00	16.00	0.92
10-10-2003	13:19:16	88	21.93	16.00	15.00	1.41
10-10-2003	13:20:25	18	7.81	16.00	16.00	0.49
10-10-2003	13:20:44	2	23.60	19.00	17.00	1.31
10-10-2003	13:22:03	27	22.39	16.00	14.00	1.49
10-10-2003	13:24:44	18	15.68	11.00	12.00	1.36
10-10-2003	13:24:53	277	15.39	14.00	13.00	1.14
10-10-2003	13:25:08	2	24.66	15.00	12.00	1.83
10-10-2003	13:27:27	277	14.08	15.00	12.00	1.04
10-10-2003	13:27:55	325	12.52	16.00	14.00	0.83
10-10-2003	13:28:51	27	22.70	16.00	18.00	1.34

SPEED RUNS RECORDED

(printed at 18:04:30 on 10-10-2003 using file f031010.2)

DATE	TIME	SAIL NUMBER	SPEED KNOTS	START W/SPEED	FINISH W/SPEED	RATIO
10-10-2003	13:30:33	277	15.34	15.00	17.00	0.96
10-10-2003	13:31:10	325	11.25	13.00	15.00	0.80
10-10-2003	13:31:22	14	14.33	17.00	16.00	0.87
10-10-2003	13:31:33	18	15.25	14.00	12.00	1.17
10-10-2003	13:32:45	24	24.97	13.00	17.00	1.66
10-10-2003	13:34:16	277	14.28	15.00	14.00	0.98
10-10-2003	13:35:09	325	9.83	19.00	12.00	0.63
10-10-2003	13:35:22	27	21.30	13.00	15.00	1.52
10-10-2003	13:35:40	88	20.69	14.00	13.00	1.53
10-10-2003	13:38:08	277	13.45	16.00	16.00	0.84
10-10-2003	13:38:26	18	15.88	15.00	14.00	1.10
10-10-2003	13:39:17	325	11.85	18.00	19.00	0.64
10-10-2003	13:40:45	24	14.15	17.00	18.00	0.81
10-10-2003	13:41:11	277	14.44	19.00	18.00	0.78
10-10-2003	13:41:23	88	21.66	16.00	14.00	1.44
10-10-2003	13:42:04	325	13.09	15.00	18.00	0.79
10-10-2003	13:45:20	18	14.91	19.00	14.00	0.90
10-10-2003	13:45:28	2	22.23	20.00	13.00	1.35
10-10-2003	13:47:40	24	18.05	14.00	15.00	1.25
10-10-2003	13:48:04	277	13.85	16.00	16.00	0.87
10-10-2003	13:48:45	325	12.47	17.00	13.00	0.83
10-10-2003	13:50:26	88	22.91	19.00	17.00	1.27
10-10-2003	13:51:50	27	23.05	15.00	17.00	1.44
10-10-2003	13:52:43	18	16.51	16.00	14.00	1.10
10-10-2003	13:53:43	325	4.47	14.00	16.00	0.30
10-10-2003	13:53:48	510	11.74	17.00	14.00	0.76
10-10-2003	13:55:15	277	14.56	17.00	19.00	0.81
10-10-2003	13:57:10	88	22.73	18.00	16.00	1.34
10-10-2003	13:58:27	277	15.50	15.00	13.00	1.11
10-10-2003	13:58:56	18	15.98	16.00	14.00	1.07
10-10-2003	14:00:16	24	27.00	12.00	16.00	1.93
10-10-2003	14:00:31	325	13.01	15.00	17.00	0.81
10-10-2003	14:00:44	510	13.70	15.00	13.00	0.98
10-10-2003	14:02:39	277	13.95	20.00	16.00	0.77
10-10-2003	14:03:23	510	10.21	13.00	17.00	0.68
10-10-2003	14:03:29	325	10.39	16.00	13.00	0.72
10-10-2003	14:03:55	88	21.93	18.00	13.00	1.41
10-10-2003	14:06:14	24	26.52	16.00	15.00	1.71
10-10-2003	14:06:17	325	13.19	19.00	14.00	0.80
10-10-2003	14:06:23	277	15.19	16.00	15.00	0.98

SPEED RUNS RECORDED

(printed at 18:04:30 on 10-10-2003 using file f031010.2)

DATE	TIME	SAIL NUMBER	SPEED KNOTS	START W/SPEED	FINISH W/SPEED	RATIO
10-10-2003	14:07:20	510	12.16	17.00	13.00	0.81
10-10-2003	14:09:39	277	14.18	14.00	19.00	0.86
10-10-2003	14:10:59	2	22.93	18.00	19.00	1.24
10-10-2003	14:12:43	510	3.41	12.00	16.00	0.24
10-10-2003	14:12:49	114	28.68	20.00	15.00	1.64
10-10-2003	14:13:24	277	15.98	17.00	19.00	0.89
10-10-2003	14:15:58	325	13.07	18.00	15.00	0.79
10-10-2003	14:17:13	277	14.34	17.00	18.00	0.82
10-10-2003	14:17:22	114	27.45	16.00	13.00	1.89
10-10-2003	14:17:54	510	12.49	15.00	20.00	0.71
10-10-2003	14:18:30	18	1.80	16.00	18.00	0.11
10-10-2003	14:19:49	325	8.21	15.00	17.00	0.51
10-10-2003	14:22:50	114	28.54	16.00	16.00	1.78
10-10-2003	14:23:15	325	12.60	16.00	16.00	0.79
10-10-2003	14:23:43	22	26.64	13.00	18.00	1.72
10-10-2003	14:23:52	510	12.43	14.00	13.00	0.92
10-10-2003	14:23:57	55	20.64	16.00	14.00	1.38
10-10-2003	14:24:42	24	25.04	18.00	15.00	1.52
10-10-2003	14:25:01	18	17.09	16.00	16.00	1.07
10-10-2003	14:25:49	277	3.99	16.00	15.00	0.26
10-10-2003	14:27:10	114	28.54	17.00	19.00	1.59
10-10-2003	14:28:00	22	27.53	16.00	18.00	1.62
10-10-2003	14:29:03	510	13.31	18.00	20.00	0.70
10-10-2003	14:29:19	277	15.59	17.00	16.00	0.95
10-10-2003	14:30:25	24	26.32	17.00	18.00	1.50
10-10-2003	14:30:31	325	12.74	18.00	15.00	0.77
10-10-2003	14:32:17	18	17.47	19.00	19.00	0.92
10-10-2003	14:33:24	114	28.54	14.00	15.00	1.97
10-10-2003	14:47:04	114	30.75	19.00	16.00	1.76
10-10-2003	14:47:56	277	13.73	16.00	17.00	0.83
10-10-2003	14:49:01	510	14.21	20.00	20.00	0.71
10-10-2003	14:49:18	14	26.97	18.00	17.00	1.54
10-10-2003	14:50:51	114	30.09	16.00	19.00	1.72
10-10-2003	14:51:03	26	25.09	20.00	16.00	1.39
10-10-2003	14:53:08	24	28.23	18.00	21.00	1.45
10-10-2003	14:53:47	18	19.14	20.00	17.00	1.03
10-10-2003	14:54:56	114	30.34	15.00	15.00	2.02
10-10-2003	14:55:02	510	12.73	19.00	16.00	0.73
10-10-2003	14:55:25	14	25.76	20.00	20.00	1.29
10-10-2003	14:56:21	22	29.26	21.00	20.00	1.43

SPEED RUNS RECORDED

(printed at 18:04:30 on 10-10-2003 using file f031010.2)

DATE	TIME	SAIL NUMBER	SPEED KNOTS	START W/SPEED	FINISH W/SPEED	RATIO
10-10-2003	14:58:58	114	29.46	23.00	16.00	1.51
10-10-2003	15:00:21	22	27.01	17.00	22.00	1.39
10-10-2003	15:00:54	510	10.61	18.00	18.00	0.59
10-10-2003	15:02:06	14	25.19	21.00	16.00	1.36
10-10-2003	15:02:45	114	29.65	21.00	21.00	1.41
10-10-2003	15:03:29	277	15.99	20.00	20.00	0.80
10-10-2003	15:04:13	26	26.82	15.00	21.00	1.49
10-10-2003	15:06:42	18	17.85	18.00	20.00	0.94
10-10-2003	15:07:29	55	17.21	21.00	16.00	0.93
10-10-2003	15:08:23	510	13.83	18.00	74.00	0.30
10-10-2003	15:09:18	78	25.98	18.00	17.00	1.48
10-10-2003	15:10:51	114	30.80	17.00	17.00	1.81
10-10-2003	15:11:07	22	29.41	20.00	17.00	1.59
10-10-2003	15:12:00	27	24.28	21.00	20.00	1.18
10-10-2003	15:13:14	18	17.49	21.00	20.00	0.85
10-10-2003	15:14:40	510	14.80	17.00	20.00	0.80
10-10-2003	15:15:21	22	29.50	17.00	17.00	1.74
10-10-2003	15:15:33	114	30.34	22.00	16.00	1.60
10-10-2003	15:16:02	78	23.72	17.00	19.00	1.32
10-10-2003	15:19:09	114	31.33	18.00	20.00	1.65
10-10-2003	15:19:18	22	28.85	19.00	18.00	1.56
10-10-2003	15:19:46	18	17.70	19.00	15.00	1.04
10-10-2003	15:20:44	510	12.99	16.00	17.00	0.79
10-10-2003	15:22:52	38	1.70	17.00	16.00	0.10
10-10-2003	15:23:53	27	23.78	15.00	19.00	1.40
10-10-2003	15:26:07	88	1.21	19.00	19.00	0.06
10-10-2003	15:26:21	277	15.49	13.00	20.00	0.94
10-10-2003	15:28:47	55	22.46	20.00	14.00	1.32
10-10-2003	15:29:48	22	27.59	19.00	17.00	1.53
10-10-2003	15:29:57	114	27.71	17.00	16.00	1.68
10-10-2003	15:31:57	18	18.10	23.00	17.00	0.90
10-10-2003	15:32:02	277	15.84	19.00	16.00	0.91
10-10-2003	15:32:50	14	25.51	22.00	11.00	1.55
10-10-2003	15:33:40	88	23.18	17.00	17.00	1.36
10-10-2003	15:34:31	22	28.14	18.00	17.00	1.61
10-10-2003	15:35:45	78	24.78	22.00	15.00	1.34
10-10-2003	15:38:14	18	17.98	19.00	22.00	0.88
10-10-2003	15:38:33	22	29.79	19.00	19.00	1.57
10-10-2003	15:40:15	114	31.16	20.00	21.00	1.52
10-10-2003	15:41:56	14	3.98	22.00	15.00	0.22

SPEED RUNS RECORDED

(printed at 18:04:30 on 10-10-2003 using file f031010.2)

DATE	TIME	SAIL NUMBER	SPEED KNOTS	START W/SPEED	FINISH W/SPEED	RATIO
10-10-2003	15:42:30	27	24.55	16.00	18.00	1.44
10-10-2003	15:44:07	114	31.06	23.00	19.00	1.48
10-10-2003	15:44:12	277	15.54	16.00	15.00	1.00
10-10-2003	15:44:16	22	26.62	19.00	18.00	1.44
10-10-2003	15:44:58	18	18.96	23.00	16.00	0.97
10-10-2003	15:46:40	88	23.72	18.00	18.00	1.32
10-10-2003	15:47:46	22	28.72	20.00	15.00	1.64
10-10-2003	15:47:56	14	26.90	21.00	15.00	1.49
10-10-2003	15:49:53	114	30.44	23.00	22.00	1.35
10-10-2003	15:53:21	88	23.24	19.00	16.00	1.33
10-10-2003	15:54:50	11	26.59	18.00	19.00	1.44
10-10-2003	15:56:26	22	30.04	18.00	20.00	1.58
10-10-2003	15:56:54	277	14.80	15.00	18.00	0.90
10-10-2003	15:57:40	114	30.85	14.00	21.00	1.76
10-10-2003	15:58:42	11	26.55	18.00	19.00	1.43
10-10-2003	15:59:26	14	26.74	16.00	19.00	1.53
10-10-2003	15:59:49	78	1.97	17.00	19.00	0.11
10-10-2003	16:00:40	22	29.08	15.00	19.00	1.71
10-10-2003	16:02:35	11	26.43	14.00	14.00	1.89
10-10-2003	16:03:05	114	30.44	18.00	17.00	1.74
10-10-2003	16:03:53	14	26.47	13.00	15.00	1.89

MAXIMUM SPEED = 31.33 KNOTS BY SAIL NO 114
 Total number of runs = 220

Beach Course

Page no 1

RANKING USING HIGHEST INDIVIDUAL SPEED

(printed at 17:59:02 on 10-10-2003 using file f031010.bc)

RANK	SPEED Kts	NAME	No. RUNS	SAIL No.
Ten fastest runs (2 - 10 on second line)				
1	30.02	K Cory Roeseler	21	24
	29.68	29.30 29.26 29.21 28.92 28.21 28.21 28.10 28.06		
2	29.68	K Emmanuel Taub	12	26
	29.38	28.57 25.17 24.96 17.77 14.09 13.90 13.62 13.49		
3	28.25	K Cyril Pimont	21	2
	28.18	27.42 27.35 27.24 26.82 26.71 26.68 26.68 26.64		
4	20.49	w Trevor Whatford	3	27
	19.43	18.69		
5	14.69	b Raphael Dinelli	1	277

SPEED RUNS RECORDED

(printed at 17:58:53 on 10-10-2003 using file f031010.bc)

DATE	TIME	SAIL NUMBER	SPEED KNOTS	START W/SPEED	FINISH W/SPEED	RATIO
10-10-2003	12:15:04	24	28.22	0.00	0.00	
10-10-2003	12:21:48	24	30.03	0.00	0.00	
10-10-2003	12:29:15	24	25.46	0.00	0.00	
10-10-2003	12:33:44	24	27.61	0.00	0.00	
10-10-2003	13:07:18	26	24.97	0.00	0.00	
10-10-2003	13:14:38	2	24.12	0.00	0.00	
10-10-2003	13:17:18	24	27.21	0.00	0.00	
10-10-2003	13:20:40	24	15.37	0.00	0.00	
10-10-2003	13:20:55	2	26.68	0.00	0.00	
10-10-2003	13:22:22	24	27.14	0.00	0.00	
10-10-2003	13:25:21	2	10.61	0.00	0.00	
10-10-2003	13:27:24	24	28.93	0.00	0.00	
10-10-2003	13:27:57	2	15.09	0.00	0.00	
10-10-2003	13:31:38	2	27.36	0.00	0.00	
10-10-2003	13:32:57	24	28.06	0.00	0.00	
10-10-2003	13:35:12	26	14.09	0.00	0.00	
10-10-2003	13:35:51	2	24.76	0.00	0.00	
10-10-2003	13:38:15	2	13.78	0.00	0.00	
10-10-2003	13:40:24	24	29.22	0.00	0.00	
10-10-2003	13:45:38	2	26.44	0.00	0.00	
10-10-2003	13:46:26	26	13.90	0.00	0.00	
10-10-2003	13:47:41	24	6.21	0.00	0.00	
10-10-2003	13:53:16	24	29.30	0.00	0.00	
10-10-2003	13:57:12	26	6.16	0.00	0.00	
10-10-2003	14:00:30	24	29.26	0.00	0.00	
10-10-2003	14:11:11	2	26.68	0.00	0.00	
10-10-2003	14:11:44	24	23.79	0.00	0.00	
10-10-2003	14:13:01	26	13.50	0.00	0.00	
10-10-2003	14:14:12	2	26.72	0.00	0.00	
10-10-2003	14:21:18	26	17.77	0.00	0.00	
10-10-2003	14:23:58	26	13.62	0.00	0.00	
10-10-2003	14:24:55	24	26.86	0.00	0.00	
10-10-2003	14:30:39	24	4.43	0.00	0.00	
10-10-2003	14:44:46	24	5.03	0.00	0.00	
10-10-2003	14:45:35	2	28.18	0.00	0.00	
10-10-2003	14:51:51	2	28.25	0.00	0.00	
10-10-2003	14:55:31	2	16.75	0.00	0.00	
10-10-2003	14:56:59	2	26.82	0.00	0.00	
10-10-2003	15:02:20	27	19.43	0.00	0.00	

SPEED RUNS RECORDED

(printed at 17:58:53 on 10-10-2003 using file f031010.bc)

DATE	TIME	SAIL NUMBER	SPEED KNOTS	START W/SPEED	FINISH W/SPEED	RATIO
10-10-2003	15:06:10	27	18.69	0.00	0.00	
10-10-2003	15:07:50	2	27.43	0.00	0.00	
10-10-2003	15:10:10	27	20.50	0.00	0.00	
10-10-2003	15:12:50	2	12.01	0.00	0.00	
10-10-2003	15:19:40	2	26.51	0.00	0.00	
10-10-2003	15:23:23	277	14.69	0.00	0.00	
10-10-2003	15:27:04	26	29.38	0.00	0.00	
10-10-2003	15:31:44	24	8.80	0.00	0.00	
10-10-2003	15:37:42	24	28.10	0.00	0.00	
10-10-2003	15:39:01	2	27.25	0.00	0.00	
10-10-2003	15:39:45	26	28.57	0.00	0.00	
10-10-2003	15:45:12	2	26.31	0.00	0.00	
10-10-2003	15:45:38	26	8.92	0.00	0.00	
10-10-2003	15:50:40	24	28.22	0.00	0.00	
10-10-2003	15:51:59	2	26.65	0.00	0.00	
10-10-2003	16:00:06	26	29.68	0.00	0.00	
10-10-2003	16:01:35	24	29.68	0.00	0.00	
10-10-2003	16:08:36	2	23.38	74.00	0.00	0.63
10-10-2003	16:11:08	26	25.17	0.00	0.00	

MAXIMUM SPEED = 30.03 KNOTS BY SAIL NO 24

Total number of runs = 58

Rankings for the week

The rankings are calculated by awarding .7 points for a first, 2 points for a second, 3 points for a third place etc. 7 days results are considered and the best 5 days results for each individual are used to calculate the lowest points count. The other 2 days are discarded.

If a person records no runs on any particular day they are awarded one point more than the maximum number of people who did sail on that day.

Ranking score sheet

Page no 1

Sail No	Points for each scoring session					Total score	Average score
1	8.00	9.00	10.00	10.00	11.00	48.00	9.60
2	2.00	5.00	5.00	6.00	9.00	27.00	5.40
7	9.00	10.00	16.00	19.00	19.00	73.00	14.60
8	7.00	9.00	16.00	17.00	19.00	68.00	13.60
11	4.00	4.00	4.00	6.00	6.00	24.00	4.80
14	2.00	3.00	6.00	8.00	8.00	27.00	5.40
17	6.00	9.00	10.00	19.00	19.00	63.00	12.60
18	9.00	10.00	14.00	15.00	17.00	65.00	13.00
20	7.00	10.00	16.00	16.00	19.00	68.00	13.60
22	0.70	0.70	2.00	2.00	3.00	8.40	1.68
24	0.70	2.00	3.00	3.00	3.00	11.70	2.34
26	4.00	5.00	7.00	9.00	9.00	34.00	6.80
27	5.00	9.00	9.00	13.00	14.00	50.00	10.00
38	9.00	10.00	10.00	14.00	14.00	57.00	11.40
42	9.00	10.00	16.00	19.00	19.00	73.00	14.60
43	9.00	10.00	13.00	13.00	16.00	61.00	12.20
53	5.00	6.00	10.00	16.00	19.00	56.00	11.20
55	9.00	10.00	11.00	16.00	19.00	65.00	13.00
71	2.00	9.00	9.00	11.00	16.00	47.00	9.40
77	4.00	7.00	9.00	10.00	16.00	46.00	9.20
78	8.00	9.00	10.00	11.00	11.00	49.00	9.80
88	9.00	9.00	10.00	10.00	12.00	50.00	10.00
101	8.00	10.00	16.00	19.00	19.00	72.00	14.40
114	0.70	0.70	0.70	0.70	2.00	4.80	0.96
121	8.00	9.00	16.00	16.00	18.00	67.00	13.40
124	9.00	9.00	10.00	16.00	16.00	60.00	12.00
138	9.00	10.00	12.00	16.00	19.00	66.00	13.20
141	6.00	10.00	12.00	15.00	19.00	62.00	12.40
197	9.00	10.00	10.00	10.00	16.00	55.00	11.00
213	3.00	7.00	9.00	10.00	12.00	41.00	8.20
277	9.00	9.00	13.00	16.00	18.00	65.00	13.00
325	9.00	10.00	16.00	18.00	19.00	72.00	14.40
386	5.00	8.00	9.00	10.00	16.00	48.00	9.60
510	9.00	10.00	15.00	17.00	19.00	70.00	14.00
808	4.00	9.00	16.00	19.00	19.00	67.00	13.40

Final Ranking score sheet

Page no 2

R A N K	Sail No	Name of competitor	Total score
1	114	w Bjorn Dunkerbeck	4.80
2	22	w David Garrel	8.40
3	24	K Cory Roeseler	11.70
4	11	w Tony Morris	24.00
5	2	K Cyril Pimont	27.00
6	14	w Ian Hill	27.00
7	26	K Emmanuel Taub	34.00
8	213	w Richard Jones	41.00
9	77	w Tristan Drane	46.00
10	71	w Dion Hunt	47.00
11	386	w Nick Beaney	48.00
12	1	w Alex Montgomery	48.00
13	78	w Graeme Ratten	49.00
14	27	w Trevor Whatford	50.00
15	88	w Roger Crabb	50.00
16	197	w David Goodrich	55.00
17	53	w Richard Holgate	56.00
18	38	w Pierre Saville	57.00
19	124	w Richard Trubger	60.00
20	43	w Danny Norris	61.00
21	141	b Joddy Chapman	62.00
22	17	w James Paine	63.00
23	18	b Alan Blundell	65.00
24	55	w Claude van Martyn	65.00
25	277	b Raphael Dinelli	65.00
26	138	b Cliff Glendining	66.00
27	121	b Torix Bennett	67.00
28	808	w Peter Watkinson	67.00
29	20	w Jeremy Walwin	68.00
30	8	w Les Paley	68.00
31	510	b John Peperell	70.00
32	101	b Torix Bennett	72.00
33	325	b Arthur Lister	72.00
34	7	w Angus Hitchin	73.00
35	42	w Dave Ellerbeck	73.00